



FIRE
APPARATUS
MANUFACTURERS'
ASSOCIATION

EAMA Statistics

Website Instructions

Updated March 31, 2026

A note about search speed and loading:

Search speed on stats.fama.org has been optimized and improved exponentially.

However, there are certain activities on the site that will still require substantial loading time for organizations with a large inventory.

These activities include VIEW TRUCKS and REVIEW QUARTER.

The loading animation shown below simply means that the database is fetching the data you've requested.

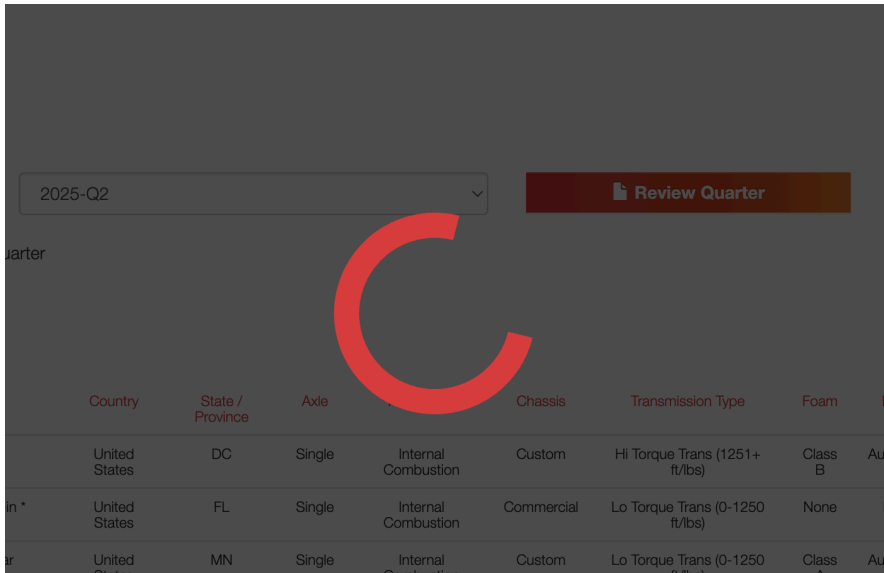


Table of Contents

FAMA Statistics	1
A note about search speed and loading:	2
 Change log:	4
How to Login	5
 Option 1:	5
 Option 2:	5
Activate a Truck Reporter	5
Add Trucks	6
Import Trucks	7
Update Trucks	8
 Bulk Update the Shipping Dates on Previously Reported Trucks	8
View Trucks	9
Search Trucks	9
Delete a Truck	10
Manage Truck Reporters	12
How to Close a Quarter	14
Search by Date Booked Report	15
Search by Date Shipped Report	15
Statistics by Truck (Date Booked)	16
Statistics by Truck (Date Shipped)	16
Statistics by State/Province (Date Booked)	17
Statistics by State/Province (Date Shipped)	17
Appendix: Apparatus Definitions for Statistics Reporting	17
 Tanker (Elliptical or Rectangular)	17
 Pumper	18
 Pumper, Rear Mount	18
 Rescue Pumper	18
 Mini Pumper (Initial Attack Apparatus)	18
 Brush Truck	19
 Brush Truck (Non-NFPA 1906)	19
 Special Service Fire Apparatus (SSFA), Walk-In	19
 Special Service Fire Apparatus (SSFA), Non-Walk-In	19
 Aerial Ladder Waterway, 0-94 Mid	20
 Aerial Ladder Waterway, 95+ Mid	20
 Aerial Ladder Waterway, 0-94 Rear	20
 Aerial Ladder Waterway, 95+ Rear	21
 Aerial Platform, 0-85 Mid	21
 Aerial Platform, 86+ Mid	21
 Aerial Platform, 0-85 Rear	22
 Aerial Platform, 86+ Rear	22
 Aerial Platform, Articulating	22

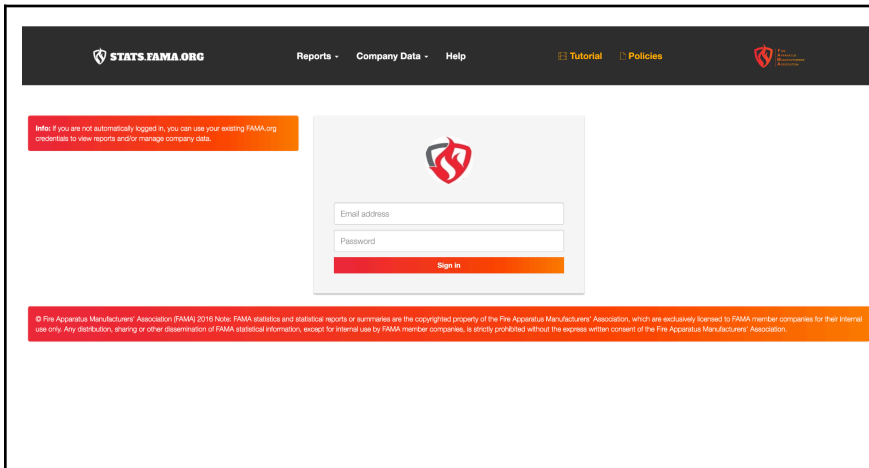
Tractor-Drawn Aerial Waterway.....	22
Water Tower, Articulating.....	23
Water Tower, Telescoping with Ladder.....	23
ARFF Class 1 (100 gallons).....	23
ARFF Class 2 (300 gallons).....	23
ARFF Class 3 (500 gallons).....	23
ARFF Class 4 (1,500 gallons).....	23
ARFF Class 5 (3,000 to 4,500 gallons).....	23

Change log:

2025.07.07: updated screenshots and language to match new site layout.

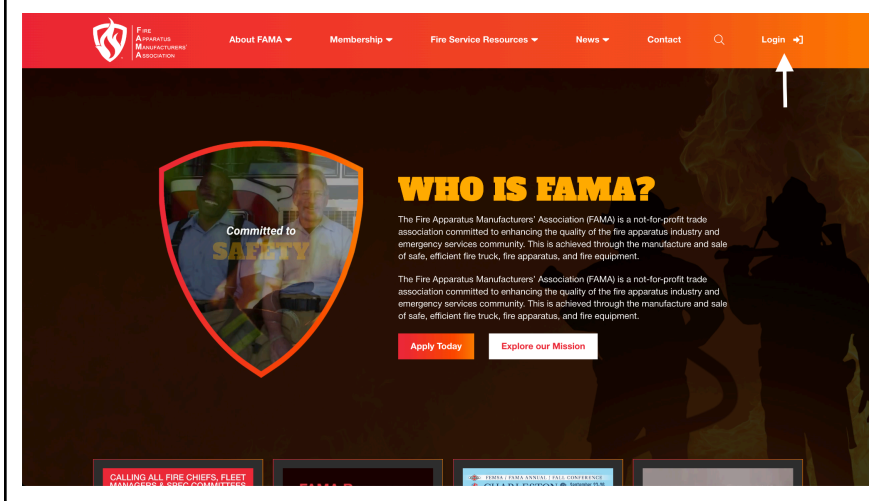
2025.23.07: clarified instructions in [UPDATE TRUCKS](#) section

How to Login



Option 1:

1. Visit <http://stats.fama.org>
2. Enter email address and password and click sign in



Option 2:

1. Visit <http://fama.org>
2. CLICK LOGIN
3. Enter email address and password and click sign in
3. Click FAMA Statistics located in the left navigation

Activate a Truck Reporter

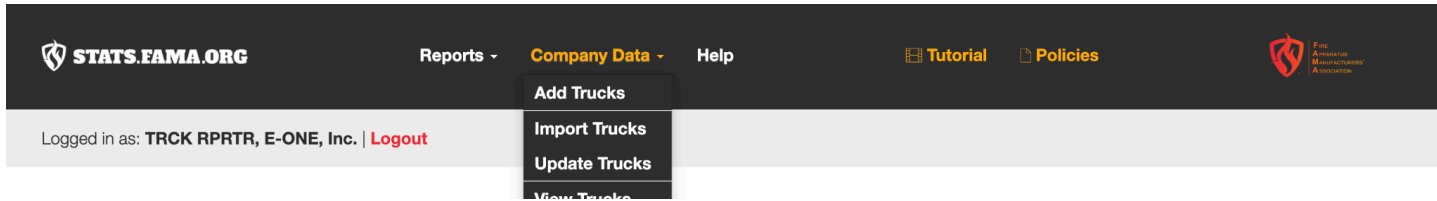
(For Company Admin Users Only)

1. In the top navigation, click **COMPANY DATA** → **TRUCK REPORTERS**
2. You will then see a list of all the users associated with your company
3. You can see a Yes/No on whether they are already a truck reporter
4. To make someone a truck reporter, click the **Activate** button
5. If you want to disable someone as a truck reporter, click the **Deactivate** button

Add Trucks

(For Truck Reporters Only)

1. On the top navigation, click **Company Data**
2. In the dropdown, select **Add Trucks**



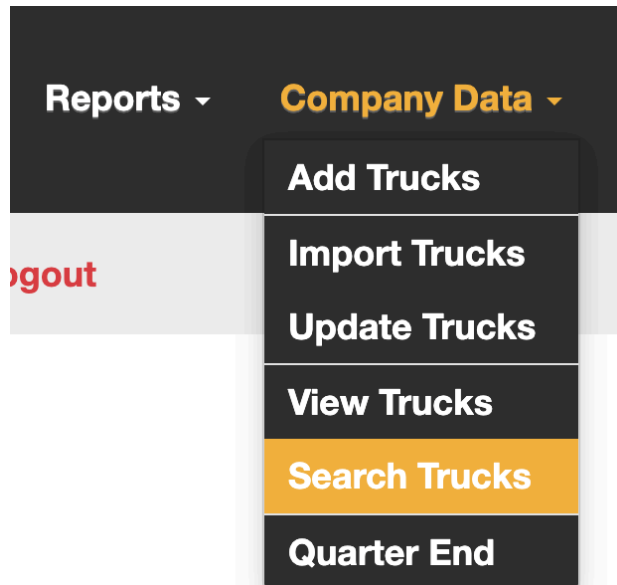
3. If your company has trucks in the system that do not have a SHIP DATE, a notice will appear above the search criteria. Included in that note is a link to view those trucks. Clicking that link will take you to the search results page where you can view/update the trucks with SHIP DATES.
4. Enter truck job# (required)
5. Select vehicle class via dropdown (required)
6. Select country via dropdown (required)
7. Select State/Province via dropdown (required)
8. Select Chassis via dropdown (required)
9. Select pumps via dropdown (required)
10. Select Axles via dropdown (required)
11. Select Foam via dropdown (required)
12. Select Book Date via calendar (required)
13. Enter # of trucks sold
14. Select ship date via calendar
15. Enter total sales for this line item
16. Click **Save**

Add Notes

(For Truck Reporters Only)

For tracking purposes, you can add “searchable” notes to any truck order that has not been shipped.

1. Under **Company Data**, click **Search Trucks**

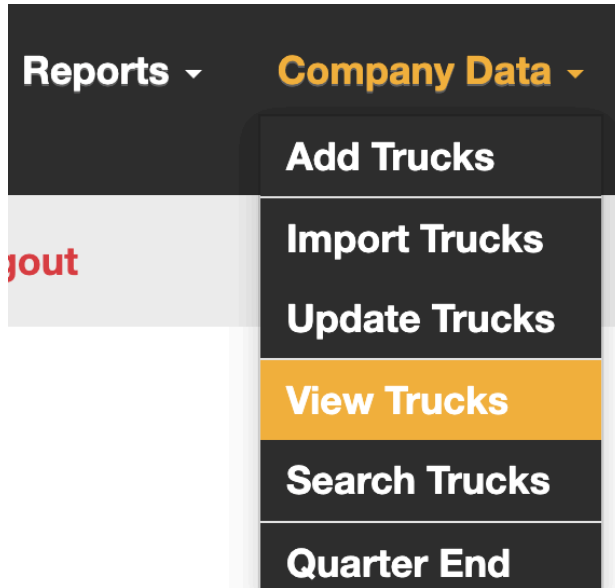


2. Using the filters, find and select the truck you'd like to edit.
3. Add text to the Notes field and click **Update**

Finding trucks via Notes

via View Trucks

1. Under **Company Data**, click **View Trucks**



2. Using the search field, find and select the truck you'd like to edit. Input any text you previously entered into notes to find associated orders.

VIEW TRUCKS

Notice: The most recently closed quarter: Q1, 2026

Notice: Your company currently has trucks with no ship dates. [Click here](#) to view these trucks now.

Copy CSV Excel PDF Print

Search: 177623

Truck Job#	Book Date	Ship Date	Country	State / Province	Vehicle Class	Chassis	Transmission Type	Pumps	Pump Size	Axes	Powertrain	Foam	Foam Type	# of Trucks	Notes	Record Created
814903	05-06-2025	01-01-2029	United States	IL	Rescue Pumpers	Commercial	Lo Torque Trans (0-1250 ft/lbs)	Mid	1250 to 1750 gpm	Single	Internal Combustion	None	None	1	change order #177623	06-25-2025

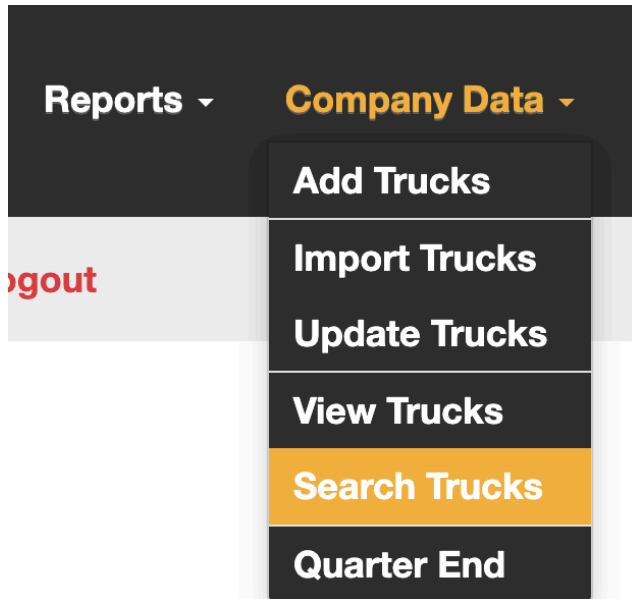
Showing 1 to 1 of 1 entries (filtered from 12,403 total entries)

Previous 1 Next

via Search Trucks

NOTE: The *Search Trucks* function only displays orders from locked quarters

- Under **Company Data**, click **Search Trucks**



- Using the Keywords field, find and select the truck you'd like to edit. Input any text you previously entered into notes to find associated orders.

SEARCH TRUCKS

Truck Job #:	<input type="text"/>		
Vehicle Class:	<input type="text" value="All selected (34)"/>	Pumps:	<input type="checkbox"/>
Country:	<input type="text" value="All selected (5)"/>	Axles:	<input type="checkbox"/>
	<small>*Other* only applies to data from 2025 and prior</small>	Foam:	<input type="checkbox"/>
Chassis:	<input type="text" value="All selected (2)"/>	# of Trucks Sold:	<input type="text"/>
Transmission Type:	<input type="text" value="All selected (2)"/>	<input type="checkbox"/> Return Trucks with n	
Powertrain Type:	<input type="text" value="All selected (2)"/>	Date Shipped - Begin:	
Date Book - Begin:	<input type="text" value="MM-DD-YYYY"/>	Date Shipped - End:	
Date Book - End:	<input type="text" value="MM-DD-YYYY"/>		
Keywords:	<input type="text" value="#177623"/>		
<input type="button" value="Search"/>			

Import Trucks

(For Truck Reporters Only)

1. On the top navigation, click **Company Data**
2. In the dropdown, select **Import Trucks**

STATS.FAMA.ORG

Reports - Company Data - Help

Logged in as: TRCK RPTR Logout

Tutorial Policies

IMPORT TRUCKS

Add Trucks

Import Trucks

Update Trucks

View Trucks

Search Trucks

Quarter End

Import Instructions and Sample files

Import Instructions - [Click to Download](#)

Sample Import File - [Click to Download](#)

Allowed Field Values - [Click to Download](#)

Select .csv

Upload

3. Click **Select .csv**
4. Choose a file and select open
5. Click **upload**

UTILIZE THE SAMPLE Files to ensure proper formatting and labeling

Import Instructions and Sample files

Import Instructions - [Click to Download](#)

Sample Import File - [Click to Download](#)

Allowed Field Values - [Click to Download](#)

Update Trucks

Bulk Update the Shipping Dates on Previously Reported Trucks

(For Truck Reporters Only)

Using the instructions below, you can bulk update up to 100 trucks per upload.

1. On the top navigation, click **Company Data**
2. In the dropdown, select **Update Trucks**



3. Download the **sample update file**

UPDATE TRUCKS

Sample files

Sample Update File - [Click to Download](#)

4. Following the formatting shown in the sample update file
 - a. populate the Truck Job # all trucks that need to be updated
 - b. revise the shipping date of all trucks that need to be updated
5. Save file as a .csv with unique file name
6. Upload the revised CSV
 - a. **Select .csv**
 - b. Choose the revised file and select open
 - c. Click **upload**

View Trucks

Please note: Depending on the size of your organization, this activity may require a long loading time.

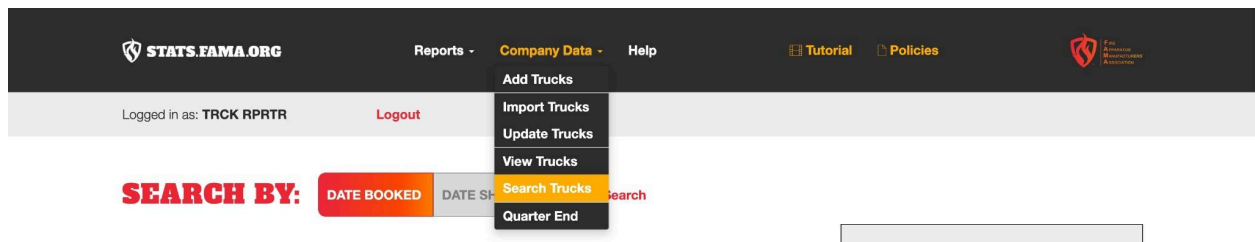
1. On the top navigation, click **Company Data**
2. In the dropdown, select **View Trucks**

The screenshot shows the top navigation bar of the STATS.FAMA.ORG website. The 'Company Data' dropdown menu is open, with 'View Trucks' highlighted. Below the navigation bar, there is a search section with a 'SEARCH BY:' dropdown set to 'DATE BOOKED'. To the right, there are date range selectors for 'From Date' (01-01-2021) and 'To Date' (03-31-2021). Below these are several filter categories: Vehicle Class (All selected (34)), Chassis (All selected (2)), Transmission Type (All selected (2)), State (All selected (70)), Pumps (All selected (4)), Pump Type (All selected (4)), Foam (All selected (3)), Foam Type (All selected (3)), Axles (All selected (2)), and Powertrain Type (All selected (3)). On the right side, there are checkboxes for 'Plot US map', 'Plot Canadian map', 'Plot line graph of units by month', and 'Plot line graph of units by quarter', along with a red 'Search' button.

3. If your company has trucks in the system that do not have a SHIP DATE, a notice will appear above the search criteria. Included in that note is a link to view those trucks. Clicking that link will take you to the search results page where you can view/update the trucks with SHIP DATES.
4. You will see a list of trucks in the system. You can click on the TRUCK JOB # to view the details of that particular listing.
5. You can use/share the data in the following ways:
 - Copy
 - CSV Export
 - PDF Export
 - Excel Export
 - Print

Search Trucks

1. On the top navigation, click **Company Data**
2. In the dropdown, select **Search Trucks**



3. If your company has trucks in the system that do not have a SHIP DATE, a notice will appear above the search criteria. Included in that note is a link to view those trucks. Clicking that link will take you to the search results page where you can view/update the trucks with SHIP DATES.
4. Search/Filter Options:
 - Enter truck job#
 - Select vehicle class via dropdown
 - Select country via dropdown
 - Select Chassis via dropdown
 - Select pumps via dropdown
 - Select Axles via dropdown
 - Select Foam via dropdown
 - Enter # of trucks sold
5. Click **Search**
6. Conduct a search for specific result by inputting in desired search field(s)
7. You can use/share the data in the following ways:
 - Copy
 - CSV Export
 - PDF Export
 - Excel Export
 - Print

Delete a Truck

Please note: The system has intentionally put the delete function on the truck details page (not the truck listing page) to prevent an accidental deletion.

1. To find the desired truck via the Search Trucks tool. Add filter parameters and click Search:

SEARCH TRUCKS

Notice: Your company currently has trucks with no ship dates. [Click here](#) to view these trucks now.

Truck Job #:

Vehicle Class: All selected (34) ▾ Pumps: All selected (4) ▾ All selected (4) ▾

Country: All selected (3) ▾ Axles: All selected (2) ▾

Chassis: All selected (2) ▾ Foam: All selected (5) ▾ All selected (3) ▾

Transmission Type: All selected (2) ▾ # of Trucks Sold:

Powertrain Type: All selected (3) ▾ Return Trucks with no ship dates

Date Book - Begin: Date Shipped - Begin:



Date Book - End: Date Shipped - End:

2. Click on the Truck Job ID (first column) to open the details of the truck you wish to delete

Truck Job #	Book Date	Ship Date	Vehicle Class	Country
T1232	2024-12-29	0000-00-00	Aerial Ladder waterway 95 + Rear	United States
T1233	2025-04-25	0000-00-00	Pumpers	United States
T1234	2024-07-02	0000-00-00	Aerial Platform 86 + Rear	United States
T1235	2024-07-02	0000-00-00	Pumpers	United States

3. Review the truck information and verify that you selected the desired truck
4. Click the orange **DELETE** button in the lower right of the page

EDIT TRUCK JOB

Truck Job#:	T1234		
Vehicle Class:	Current: Pumpers		
Country:	Current: United States	State/Province:	Current: United States-SC
Chassis:	Current: Custom	Pumps:	Current: Mid Current: 1250 to 1750 gpr
Transmission Type:	Current: Hi Torque Trans (1251+ ft/lbs)	Foam:	Current: None Current: None
Axes:	Current: Single		
Powertrain:	Current: Internal Combustion		
Book Date:	04-25-2025	# of Truck Sold:	1
Ship Date:	00-00-0000	Total Sales for this line item:	0.0 \$
			

5. It will ask a confirmation question "Are you sure you want to delete this record? This action cannot be undone."

stats.fama.org says

Are you sure you want to delete this record?
This action can not be undone.

Cancel

OK

6. If you still want to delete the truck: Click **OK**
7. The truck will be deleted

Manage Truck Reporters

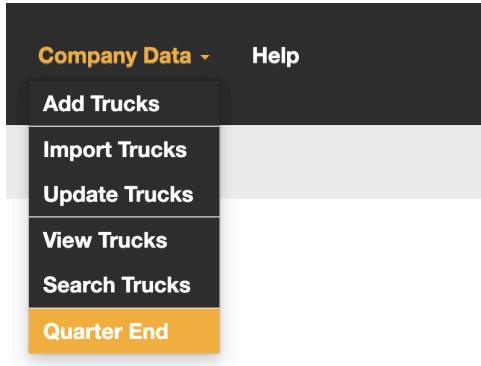
(For Company Admin Users Only)

1. On the top navigation, click **Company Data**
2. In the dropdown, select **Truck Reporters**
3. Conduct a search for specific result by inputting in search field
4. You can use/share the data in the following ways:
 - Copy
 - CSV Export
 - PDF Export
 - Excel Export
 - Print

How to Close a Quarter


(For Truck Reporters Only)

1. On the top navigation, click **Company Data**
2. In the dropdown, select **Quarter End**



3. Select a quarter via the dropdown (required). By default, the latest quarter should be pre-selected.

QUARTER END



4. Click the **REVIEW QUARTER** button

REVIEW QUARTER may require a long loading period. See loading notes at the beginning of the document for more details.

5. Review the truck information. Make sure to note whether the SHIP date has been updated (if appropriate).
6. When ready to lock the quarter (as a whole), click the **CLOSE QUARTER** button in the lower right.



7. If you have trucks that do not have ship dates, a pop up message will appear asking you to confirm the lock. It also gives you the option to go review those trucks and make any adjustments needed before locking the quarter.
8. You should receive a success message once completed.
9. You can use/share the data in the following ways:
 - Copy
 - CSV Export
 - PDF Export

- Excel Export
 - Print
-

Search by Date Booked Report

1. On the top navigation, click **REPORTS**
 2. In the dropdown, select **Search by Date Booked**
 3. Choose vehicle class via dropdown
 4. Choose chassis type via dropdown
 5. Choose pump type via dropdown
 6. Choose area via dropdown
 7. Select a date range (required)
 8. 3 ways to plot on map:
 - Plot US Map
 - Plot Canadian Map
 - Plot line graph of units by Month or Quarter
 9. Click **Submit** to view report
 10. You can use/share the data in the following ways:
 - Copy
 - CSV Export
 - PDF Export
 - Excel Export
 - Print
-

Search by Date Shipped Report

1. On the top navigation, click **REPORTS**
2. In the dropdown, select **Search by Date Shipped**
3. Choose vehicle class via dropdown
4. Choose chassis type via dropdown
5. Choose pump type via dropdown
6. Choose area via dropdown
7. Select a date range (required)
8. 3 ways to plot on map:
 - Plot US Map
 - Plot Canadian Map
 - Plot line graph of units by Month or Quarter
9. Click **Submit** to view report
10. You can use/share the data in the following ways:
 - Copy

- CSV Export
 - PDF Export
 - Excel Export
 - Print
-

Statistics by Truck (Date Booked)

1. On the top navigation, click **REPORTS**
 2. In the dropdown, select **Statistics by Truck (date booked)**
 3. Select a date range (required)
 4. Click **Generate statistics** to view report
 5. Conduct a search for specific result by inputting in search field
 6. You can use/share the data in the following ways:
 - Copy
 - CSV Export
 - PDF Export
 - Excel Export
 - Print
-

Statistics by Truck (Date Shipped)

1. On the top navigation, click **REPORTS**
 2. In the dropdown, select **Statistics by Truck (date shipped)**
 3. Select a date range (required)
 4. Click **Generate statistics** to view report
 5. Conduct a search for specific result by inputting in search field
 6. You can use/share the data in the following ways:
 - Copy
 - CSV Export
 - PDF Export
 - Excel Export
 - Print
-

Statistics by State/Province (Date Booked)

1. On the top navigation, click **REPORTS**
 2. In the dropdown, select **Statistics by State/Province (date booked)**
 3. Select a date range (required)
 4. Click **Generate statistics** to view report
 5. You can use/share the data in the following ways:
 - Copy
 - CSV Export
 - PDF Export
 - Excel Export
 - Print
-

Statistics by State/Province (Date Shipped)

1. On the top navigation, click **REPORTS**
 2. In the dropdown, select **Statistics by State/Province (date shipped)**
 3. Select a date range (required)
 4. Click **Generate statistics** to view report
 5. You can use/share the data in the following ways:
 - Copy
 - CSV Export
 - PDF Export
 - Excel Export
 - Print
-

Appendix: Apparatus Definitions for Statistics Reporting

Tanker (Elliptical or Rectangular)

(Reference NFPA 1901 3.3.112)

A vehicle designed primarily for transporting (pickup, transporting, and delivering) water to fire emergency scenes to be applied by other vehicles or pumping equipment. The following additional criteria should be met:

1. If the tank capacity is 1750 gallons or more, regardless of the pump rating, it is to be reported as a Tanker.
2. If the tank capacity is between 1000 and 1749 gallons and the pump rating is less than 750 gallons per minute (gpm) (or no pump exists at all), it is to be reported as a Tanker.
3. If the tank capacity is 1749 gallons or less and the pump rating is 750 gpm or larger, it is to be reported as a Pumper.

Pumper

(Reference NFPA 1901 3.3.141)

Fire apparatus with a permanently mounted fire pump of at least 750 gpm rating, water tank, and hose body whose primary purpose is to combat structural and associated fires. The following criteria should be met:

1. The fire pump rating shall be 750 gpm or larger.
2. The water tank capacity shall be a minimum of 300 gallons and a maximum of 1749 gallons.
3. Less than 50% of the body storage compartments shall be of full height-full depth design.

Pumper, Rear Mount

(Reference NFPA 1901 3.3.141)

Fire apparatus with a permanently mounted fire pump located behind the rear axle of the apparatus, of at least 750 gpm rating, water tank, and hose body whose primary purpose is to combat structural and associated fires. The following criteria should be met:

1. The fire pump rating shall be 750 gpm or larger.
2. The water tank capacity shall be a minimum of 300 gallons and a maximum of 1749 gallons.

Rescue Pumper

(Reference NFPA 1901 3.3.159)

A multipurpose vehicle that provides both support services at emergency scenes and carries a fire pump. The following additional criteria should be met:

1. 50% or more of the body storage compartments shall be of full height-full depth design.
2. The fire pump rating shall be 750 gpm or larger.
3. The water tank capacity shall be a minimum of 300 gallons and a maximum of 1749 gallons.

Mini Pumper (Initial Attack Apparatus)

(Reference NFPA 1901 3.3.90)

Fire apparatus with a fire pump of at least 250 gpm rating, water tank, and hose body whose primary purpose is to initiate a fire suppression attack on structural, vehicular, or vegetation fires, and to support associated fire department operations. The following criteria should be met:

1. The fire pump rating shall be 250 gpm or larger.
2. The water tank capacity shall be 200 gallons or more.
3. The body shall have at least 22 cubic feet of storage compartments.

Brush Truck

(Reference NFPA 1906 3.3.93)

Fire apparatus designed for fighting wildland fires and is equipped with a fire pump having a rating between 10 gpm and 500 gpm, a water tank, limited hose and equipment, and has pump-and-roll capability. The following criteria should be met:

1. The vehicle shall be designed primarily for fighting off-road wildland fires. Vehicles designed for both structural and wildland (commonly referred to as "Urban Interface") shall be classified as Mini Pumpers.
2. The fire pump rating shall be 10 gpm or larger.
3. The water tank capacity shall be 50 gallons or more.

Brush Truck (Non-NFPA 1906)

Fire apparatus that follows the definition of Brush Truck provided above but fails to meet one or more of the requirements identified in the NFPA 1906 Standard.

Special Service Fire Apparatus (SSFA), Walk-In

(Reference NFPA 1901 3.3.159)

A multipurpose vehicle that primarily provides support services at emergency scenes. These services include, but are not limited to, rescue, command, hazardous material containment, air supply, and electrical power generation and floodlighting. The body of the vehicle includes space which is designed to carry/house both personnel and equipment. The following additional criteria should be met:

1. If the vehicle has a fire pump and a tank with capacity of 300 gallons or more, it is to be reported as a Rescue Pumper.
2. If the vehicle has a fire pump and a tank with capacity of less than 300 gallons, it is to be reported as a SSFA, Walk-In.

Special Service Fire Apparatus (SSFA), Non-Walk-In

(Reference NFPA 1901 3.3.159)

A multipurpose vehicle that primarily provides support services at emergency scenes. These services include, but are not limited to, rescue, command, hazardous material containment, air supply, and electrical power generation and floodlighting. The body of the vehicle includes space designed to carry only equipment. It does not include space to carry/house emergency personnel. The following additional criteria should be met:

1. If the vehicle has a fire pump and a tank with capacity of 300 gallons or more, it is to be reported as a Rescue Pumper.
2. If the vehicle has a fire pump and a tank with capacity of less than 300 gallons, it is to be reported as a SSFA, Non-Walk-In.

Aerial Ladder Waterway, 0-94 Mid

(Reference NFPA 1901 3.3.5, 3.3.6, and 3.3.7)

A self-propelled automotive fire apparatus equipped with a permanently attached, self-supporting, turntable-mounted, power-operated ladder of two or more sections designed to provide a continuous egress route from an elevated position to the ground. In addition, the vehicle is designed and equipped to support fire fighting and rescue operations by positioning personnel, handling materials, or discharging water at positions elevated from the ground. The vehicle may, or may not, be equipped with a pump. The following additional criteria will be met:

1. The turntable shall be mounted in the mid section of the chassis.
2. The ladder's maximum vertical reach as measured from the ground to the top of the last rung shall be 94 feet or less.

Aerial Ladder Waterway, 95+ Mid

(Reference NFPA 1901 3.3.5, 3.3.6, and 3.3.7)

A self-propelled automotive fire apparatus equipped with a permanently attached, self-supporting, turntable-mounted, power-operated ladder of two or more sections designed to provide a continuous egress route from an elevated position to the ground. In addition, the vehicle is designed and equipped to support fire fighting and rescue operations by positioning personnel, handling materials, or discharging water at positions elevated from the ground. The vehicle may, or may not, be equipped with a pump. The following additional criteria will be met:

1. The turntable shall be mounted in the mid section of the chassis.
2. The ladder's maximum vertical reach as measured from the ground to the top of the last rung shall be 95 feet or more.

Aerial Ladder Waterway, 0-94 Rear

(Reference NFPA 1901 3.3.5, 3.3.6, and 3.3.7)

A self-propelled automotive fire apparatus equipped with a permanently attached, self-supporting, turntable-mounted, power-operated ladder of two or more sections designed to provide a continuous egress route from an elevated position to the ground. In addition, the vehicle is designed and equipped to support fire fighting and rescue operations by positioning personnel, handling materials, or discharging water at positions elevated from the ground. The vehicle may, or may not, be equipped with a pump. The following additional criteria will be met:

1. The turntable shall be mounted in the rear section of the chassis.

2. The ladder's maximum vertical reach as measured from the ground to the top of the last rung shall be 94 feet or less.

Aerial Ladder Waterway, 95+ Rear

(Reference NFPA 1901 3.3.5, 3.3.6, and 3.3.7)

A self-propelled automotive fire apparatus equipped with a permanently attached, self-supporting, turntable-mounted, power-operated ladder of two or more sections designed to provide a continuous egress route from an elevated position to the ground. In addition, the vehicle is designed and equipped to support fire fighting and rescue operations by positioning personnel, handling materials, or discharging water at positions elevated from the ground. The vehicle may, or may not, be equipped with a pump. The following additional criteria will be met:

1. The turntable shall be mounted in the rear section of the chassis.
2. The ladder's maximum vertical reach as measured from the ground to the top of the last rung shall be 95 feet or more.

Aerial Platform, 0-85 Mid

(Reference NFPA 1901 3.3.5, 3.3.6, and 3.3.60)

A self-propelled automotive fire apparatus equipped with a permanently attached, self-supporting, turntable-mounted device consisting of a personnel-carrying platform attached to the uppermost boom of a series of power-operated booms that telescope and are sometimes arranged to provide continuous egress capabilities. In addition, the vehicle is designed and equipped to support fire fighting and rescue operations by positioning personnel, handling materials, or discharging water at positions elevated from the ground. The vehicle may, or may not, be equipped with a pump. The following additional criteria will be met:

- The turntable shall be mounted in the mid section of the chassis.
- The platform's maximum vertical reach as measured from the ground to the floor of the platform shall be 85 feet or less.

Aerial Platform, 86+ Mid

(Reference NFPA 1901 3.3.5, 3.3.6, and 3.3.60)

A self-propelled automotive fire apparatus equipped with a permanently attached, self-supporting, turntable-mounted device consisting of a personnel-carrying platform attached to the uppermost boom of a series of power-operated booms that telescope and are sometimes arranged to provide continuous egress capabilities. In addition, the vehicle is designed and equipped to support fire fighting and rescue operations by positioning personnel, handling materials, or discharging water at positions elevated from the ground. The vehicle may, or may not, be equipped with a pump. The following additional criteria will be met:

1. The turntable shall be mounted in the mid section of the chassis.
2. The platform's maximum vertical reach as measured from the ground to the floor of the platform shall be 86 feet or more.

Aerial Platform, 0-85 Rear

(Reference NFPA 1901 3.3.5, 3.3.6, and 3.3.60)

A self-propelled automotive fire apparatus equipped with a permanently attached, self-supporting, turntable-mounted device consisting of a personnel-carrying platform attached to the uppermost boom of a series of power-operated booms that telescope and are sometimes arranged to provide continuous egress capabilities. In addition, the vehicle is designed and equipped to support fire fighting and rescue operations by positioning personnel, handling materials, or discharging water at positions elevated from the ground. The vehicle may, or may not, be equipped with a pump. The following additional criteria will be met:

1. The turntable shall be mounted in the rear section of the chassis.
2. The platform's maximum vertical reach as measured from the ground to the floor of the platform shall be 85 feet or less.

Aerial Platform, 86+ Rear

(Reference NFPA 1901 3.3.5, 3.3.6, and 3.3.60)

A self-propelled automotive fire apparatus equipped with a permanently attached, self-supporting, turntable-mounted device consisting of a personnel-carrying platform attached to the uppermost boom of a series of power-operated booms that telescope and are sometimes arranged to provide continuous egress capabilities. In addition, the vehicle is designed and equipped to support fire fighting and rescue operations by positioning personnel, handling materials, or discharging water at positions elevated from the ground. The vehicle may, or may not, be equipped with a pump. The following additional criteria will be met:

1. The turntable shall be mounted in the rear section of the chassis.
2. The platform's maximum vertical reach as measured from the ground to the floor of the platform shall be 86 feet or more.

Aerial Platform, Articulating

(Reference NFPA 1901 3.3.5, 3.3.6, and 3.3.60)

A self-propelled automotive fire apparatus equipped with a permanently attached, self-supporting, turntable-mounted device consisting of a personnel-carrying platform attached to the uppermost boom of a series of power-operated booms that articulate and telescope and are sometimes arranged to provide continuous egress capabilities. In addition, the vehicle is designed and equipped to support fire fighting and rescue operations by positioning personnel, handling materials, or discharging water at positions elevated from the ground. The vehicle may, or may not, be equipped with a pump. The following additional criteria will be met:

1. The turntable shall be mounted in the mid or rear section of the chassis.

Tractor-Drawn Aerial Waterway

(Reference NFPA 1901 3.3.5, 3.3.6, 3.3.7, and 12.3.2.6)

A tractor-drawn aerial fire apparatus consisting of a tractor with a permanent, non-king-pinned "fifth wheel" mounted on the rear of the chassis to carry the forward end of the aerial ladder trailer unit. The trailer unit will be equipped with a permanently attached, self-supporting, turntable-mounted, power-operated ladder of two or more sections designed to provide a continuous egress route from an elevated position to the ground. In addition, the vehicle is designed and equipped to support fire fighting and rescue operations by positioning personnel, handling materials, or discharging water at positions elevated from the ground. The vehicle may, or may not, be equipped with a pump.

Water Tower, Articulating

(Reference NFPA 1901 3.3.5, 3.3.6, and 3.3.182)

An aerial device consisting of a permanently mounted power-operated boom that articulates and a waterway designed to supply a large capacity mobile elevated water stream.

Water Tower, Telescoping with Ladder

(Reference NFPA 1901 3.3.5, 3.3.6, and 3.3.182)

An aerial device consisting of a permanently mounted power-operated boom and ladder that telescopes and includes a waterway designed to supply a large capacity mobile elevated water stream. The ladder is designed to provide a continuous egress route from an elevated position to the ground.

ARFF Class 1 (100 gallons)

Definition: ARFF vehicles meeting FAA Advisory Circular 150-5220-10E for Class 1 vehicles with rated water capacity of 100 gallons and 500 lbs of dry chemical (or 450 lbs of potassium based or Halogenated agent) and/or NFPA 414 with water tank capacity >60 to <528 gallons.

ARFF Class 2 (300 gallons)

Definition: ARFF vehicles meeting FAA Advisory Circular 150-5220-10E for Class 2 vehicles with rated water capacity of 300 gallons and 500 lbs of dry chemical (or 450 lbs of potassium based or Halogenated agent) and/or NFPA 414 with water tank capacity >60 to <528 gallons.

ARFF Class 3 (500 gallons)

Definition: ARFF vehicles meeting FAA Advisory Circular 150-5220-10E for Class 3 vehicles with rated water capacity of 500 gallons and 500 lbs of dry chemical (or 450 lbs of potassium based or Halogenated agent) and/or NFPA 414 with water tank capacity >60 to <528 gallons.

ARFF Class 4 (1,500 gallons)

Definition: ARFF vehicles meeting FAA Advisory Circular 150-5220-10E for Class 4 vehicles with rated water capacity of 1,500 gallons and/or NFPA 414 with water tank capacity >528 to <1,585 gallons.

ARFF Class 5 (3,000 to 4,500 gallons)

Definition: ARFF vehicles meeting FAA Advisory Circular 150-5220-10E for Class 5 vehicles with rated capacity of 3,000 to 4500 gallons and/or NFPA 414 with water tank capacity >1,585 gallons.