



2021 Virtual Fall Meeting

WELCOME

BUSINESS MEETING





2021 Virtual Fall Meeting

CALL TO ORDER

Oran McNabb



2021 Virtual Fall Meeting

HOUSEKEEPING

- **Virtual Environment –**
 - Attendance of this meeting is strictly limited to full-time, direct-paid, active employees of FAMA member companies in good standing. Consultants of member companies are NOT permitted.
 - Each attendee is required to have their camera on so everyone attending the meeting is recognizable and visible.
- **Engaged Meeting Interaction Encouraged**
 - Q & A



2021 Virtual Fall Meeting

Meeting Plans

- Attempt to keep the meeting as brief as possible
- Treasurer's Report
- 2022 Board Election
- State of the Association
- Apparatus Replacement Project Report
- Committee Reports



2021 Virtual Fall Meeting

Thank You To Our Corporate Sponsor




**FIRE &
RESCUE** GROUP



2021 Board of Directors


(as of 10-25-2021)



Past President – Andrew Lingel
United Plastic Fabricating, Inc.



President – Oran McNabb
AMDOR, Inc.



Vice President – Curt Ignacio
Marion Body Works. Inc.



Secretary – David Durstine
Akron Brass Company



Treasurer – Gary Pacilio
E-ONE, Inc.



Director-at-Large – Bert McCutcheon
Ferrara Fire Apparatus



Director-at-Large – Jason Darley
Darley



2021 Virtual Fall Meeting

SPECIAL WELCOME

New Members

- CCI
- Helie Fire Trucks
- Krah Health Solutions
- SoundOff Signal

First-Time Attendees

Honorary Members



2021 Virtual Fall Meeting

David Durstine – Board Secretary

- **Anti-Trust / Non-Discrimination Policy**
- **Proof of Meeting Notice** (October 8, 2021)
- **Roll Call**
- **Review and Enter Minutes**



2021 Virtual Fall Meeting

TREASURER'S REPORT

Gary Pacilio



Overview of Total Income and Expenses 2016-2021

	Actuals	2016	2017	2018	2019	2020	2021 (10/29/2021)
Total Income		429,105.00	481,485.51	491,268.78	503,548.89	274,059.35	295,504.00
Total Expenses		385,102.90	428,463.77	430,123.35	399,459.10	245,321.25	265,557.03
Net Operating Income		42,302.10	53,021.74	61,145.43	104,089.79	28,738.10	29,946.97

- Total income and expenses are down for 2020 and 2021 due to no in-person meetings.
- The expected for income for the balance of the year is \$16,332.41 (Safety Guide Royalties and History Book sales).
- The estimated total expenses for the balance of the year is \$31,491.66.



Balance Sheet As of October 29, 2021

	As of Oct 29, 2021	As of Oct 29, 2020 (PY)
ASSETS		
Bank Accounts		
BOA Bill Pay	15,671.52	23,498.66
BOA Operating	317,751.19	315,707.21
BOA Reserve	215,409.19	215,294.75
BOA Surplus	122,470.82	122,405.76
Total Bank Accounts	\$ 671,302.72	\$ 676,906.38
Other Current Assets		
1600 PrePaid Meeting Deposits	42,500.00	0.00
Uncategorized Asset	0.00	
Total Other Current Assets	\$ 42,500.00	\$ 0.00
TOTAL ASSETS	\$ 713,802.72	\$ 676,906.38

2022 and 2024 Hotel
Deposits \$32,000
2022 Speaker Fees



Balance Sheet As of October 29, 2021

As of Oct 29,
2021

As of Oct 29,
2020 (PY)

LIABILITIES AND EQUITY

2020 Spring Meeting –
\$55,650 Retained Reg
Fees and Golf Fees

FAMA Prepaid Meeting Registration Fees

57,325.00

0.00

Prepaid Meeting Sponsorship Fees

15,250.00

0.00

Total Liabilities

\$ 72,575.00 \$ 0.00

Equity

2020 Spring Meeting
Retained Meeting
Sponsorships, Golf and
2020 Tech Meeting

Retained Earnings

611,280.75

582,542.65

Net Income

29,946.97

94,363.73

Total Equity

\$ 641,227.72 \$ 676,906.38

TOTAL LIABILITIES AND EQUITY

\$ 713,802.72 \$ 676,906.38



Profit and Loss - January 1 - October 29, 2021

Expenses

	Jan 1 - Oct 29, 2021	Jan 1 - Oct 29, 2020 (PY)
Accountant Fees	5,225.00	4,800.00
Total Advocacy Activities	\$ 8,023.20	\$ 10,026.00
Annual Fees (Corp)	294.50	290.50
Awards/Recognition	74.90	359.80
Bank Fees	6,069.14	6,415.52
Board Meetings/Retreats	2,837.74	552.15
Education-Scholarship	5,000.00	5,007.75
Total GAC Activities	\$ 44,025.00	\$ 31,235.00

Includes CFSI + Newsletter

4th Quarter Fee was paid in early October 2021



Budget vs. Actuals: 2021 FAMA Budget - FY21 P&L

January 1 - October 29, 2021

2021 FDIC / Clarion donation to FAMA's GAC activities

\$29,770 in reg fees will be reapplied to 2022 Fall Conf.

\$7,420 in sponsorships will be reapplied to 2022 Fall Conf.

	Actual	Budget
Income		
Advocacy Sponsorship (Clarion)		18,750.00
Dues	224,406.00	182,750.00
GAC Donation	11,500.00	
Hill Day	275.00	
Meeting Fees (Fall)	36,015.00	15,312.50
Meeting Sponsors (Fall)	15,745.00	12,500.00
Scholarship Sponsor	5,000.00	4,166.70
Services	2,198.00	
Technical Cmte (Sponsors)		2,083.30
Technical Safety Guide		10,833.30
Total 130 INCOME	\$ 295,139.00	\$ 248,062.50
BofA Merchant Svcs Reward	227.94	166.70
Interest - BofA - Reserve	62.53	83.30
Interest - BofA - Surplus	74.53	83.30
Gross Profit	\$ 295,504.00	\$ 248,395.80



Budget vs. Actuals: 2021 FAMA Budget - FY21 P&L (Continued)

	Actual	Budget
Insurance Premiums	1,807.00	1,666.70
Legal	9,800.00	10,000.00
Management Fees	59,828.30	58,333.30
Marketing/PR	49,005.77	45,833.30
Member Meetings (Fall)	52,671.25	58,333.30
Member Meetings (Spring)	3,140.00	2,916.70
Office	6,027.80	5,833.30
Statistics Program	9,489.15	37,500.00
Travel - Administrative	2,227.62	5,000.00
Total Expenses	\$ 265,557.03	\$ 310,422.60
Net Operating Income	\$ 29,946.97	-\$ 62,026.80

Account includes:
 • 75th Anniversary History Book
 • Clarion eblasts

Account includes:
 • Hotel Cancellation Fee \$25,000
 • 2024 Hotel Deposit \$15,000
 • Sponsorship refunds \$8325
 • Reg fee refunds \$6245



Profit and Loss - January 1 - October 29, 2021

	Jan 1 - Oct 29, 2021	Jan 1 - Oct 29, 2020 (PY)
Income		
Dues	224,406.00	226,100.00
GAC Donation	11,500.00	
General Funds		594.00
Hill Day	275.00	1,330.00
Meeting Fees (Fall)	36,015.00	
Meeting Fees (Spring)		58,225.00
Meeting Sponsors (Fall)	15,745.00	2,500.00
Meeting Sponsors (Spring)		37,100.00
Scholarship Sponsor	5,000.00	260.95
Services	2,198.00	0.00
Total 230 Revenue	\$ 295,139.00	\$ 326,109.95
BofA Merchant Svcs Reward	227.94	237.46
Interest - BofA - Reserve	62.53	112.66
Interest - BofA - Surplus	74.53	64.06
Gross Profit	\$ 295,504.00	\$ 326,534.48

\$55,650 in Meeting
Registration Fees and
Golf Fees Retained

\$12,200 in Sponsorships
Retained



2021 Virtual Fall Meeting

Balance Sheet Assets

2018 (10/29/2018)	555,767.06
2019 (10/29/2019)	642,311.18
2020 (10/29/2020)	676,906.38
2021 (10/29/2021)	713,802.72

5.45% or \$36,896.34 Improvement over 2020

P & L

Gross Profit

2018 (10/29/2018)	423,866.23
2019 (10/29/2019)	454,289.85
2020 (10/29/2020)	326,534.48
2021 (10/29/2021)	295,504.00

-10.33% or (\$31,030.48) Decrease from 2020

Net Income

2018 (10/29/2018)	138,459.63
2019 (10/29/2019)	163,858.32
2020 (10/29/2020)	94,363.73
2021 (10/29/2021)	29,946.97

-68.26% or (\$64,416.76) Decrease from 2020



2021 Virtual Fall Meeting

Nominating Committee

Steve Toren – Chair

Curt Ignacio

Andrew Lingel



2021 Virtual Fall Meeting

Activities

- Manage Nomination process
- Identify candidates for 2022 Board positions
- Identify candidates for consideration in future years



2021 Virtual Fall Meeting

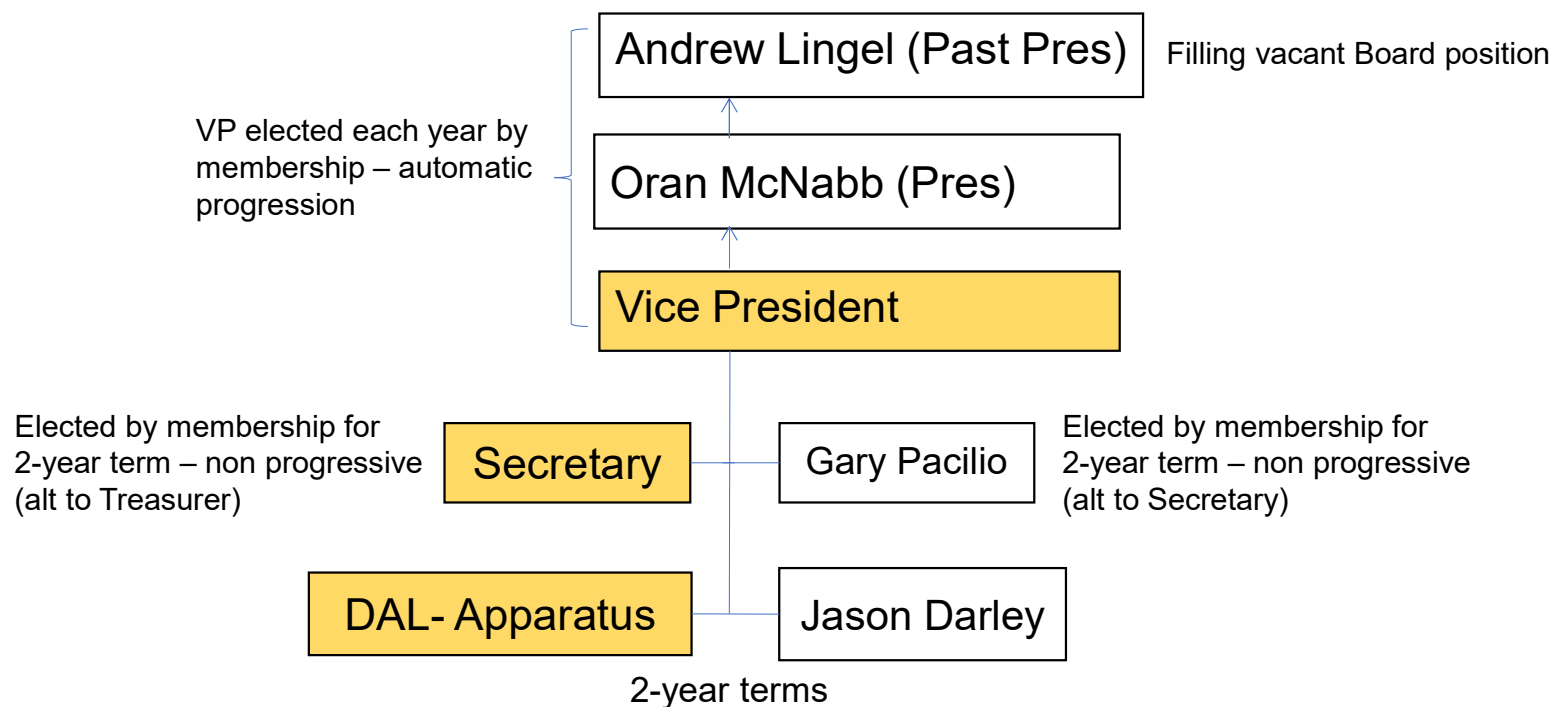
Nominating Process

Publish Nomination Call	April 29, 2021
Identify and contact candidates for 2022 Board positions	May-June 2021
Prepare template for Slate of Nominees	June 30, 2021
Finalize slate of 2022 candidates	Aug 27, 2021
Publish slate of 2022 candidates	Aug 27, 2021
Presentation of Process and Slate	
Call for Nominations from the Floor	Fall Meeting
Election of 2022 Officers	



2021 Virtual Fall Meeting

2022 Board Positions





2021 Virtual Fall Meeting

Open Board Positions

Vice President – Auto Progression to President

Secretary – 2 Year Position

DAL – Apparatus – 2 Year Position



2021 Virtual Fall Meeting

Candidate Qualifications

- Qualified representative of a member company who has previously served in a leadership position within the association or as a member of the senior leadership team of a member company,
- Board of Directors is empowered to determine the qualifications of candidates seeking election to the Board,
- Nominees for Vice President must have 2 years service on Board of Directors.



2021 Virtual Fall Meeting

2021 Board Nominations

Vice President

Bert McCutcheon

Secretary

Ron Truhler

Director at Large – Apparatus

Bill Doeblor



2021 Virtual Fall Meeting

- **Nominations from the Floor**
Open to any and all member representatives who meet the qualifications
- **Election of 2022 Officers**



2021 Virtual Fall Meeting

2022 Board of Directors Election

David Durstine – 2021 Board Secretary



2021 Virtual Fall Meeting

Board of Directors' Report

Oran McNabb



2021 Virtual Fall Meeting

- Association is on solid footing.
- Per the Memberships direction, FAMA is pivoting from an inward to outward facing organization.
 - Poll Question Conducted during the April 2014 Membership Meeting - The Long-Range Planning Committee needs to know if the members want to be a more inward facing or outward facing organization.
 - The poll results were 47 for outward of 72 total responses.
- “Compass Committee” Introduction
 - Comprised of former FAMA Board Presidents who have served in the last 10 year and continue to remain active with a FAMA member company.
 - Focus on long range planning including strategic focus and financial planning.
- 75th Anniversary History Book





2021 Virtual Fall Meeting

**APPARATUS REPLACEMENT
PROJECT REPORT**

Jason Darley



Apparatus Replacement Project Overview

History

The Apparatus Replacement project is not a new concept, the effort has been discussed at the board level for quite sometime as a long term project...Here we go.

Survey partner agency

Large Scale Survey of North American customer base. Data mining for info primarily on fleet age, replacement cycles, down time, maintenance/ownership costs, etc. (ex Hannover)

Project Goals

Creating the data set to pull from to grow our market and support our customers in their fleet replacement efforts.



Apparatus Replacement Project Overview

Project Goals (cont.)

- Collateral Development

 - White Papers

 - High level overviews to promote overall mission

 - Granular data

 - i.e. apparatus types, department types, etc.

 - Customer Data Packets

 - Education collateral



Stakeholders

FAMA Member companies

Sell MORE firetrucks & Improve Safety for our customer base

Fire Departments

Safer Fire Apparatus

A and tool to justify purchases with leadership and controllers

Fire Industry Organizations

Mutual goals accomplished

Example agencies; IAFF, IAFC, NHSTA, NVFC, etc.

FAMA member company affiliates & Industry stakeholders

Dealers of member companies

Other industry entities



2021 Virtual Fall Meeting

Task Force Members

- Jason Darley
- David Durstine
- Drew Kirvida
- Peter Lauffenburger
- John Witt
- Jerry Conley

Multiple Committees involved



2021 Virtual Fall Meeting

COMMITTEE REPORTS



2021 Virtual Fall Meeting

STATISTICS COMMITTEE

Paul Bostrom
John Schultz

Board Liaison: Andrew Lingel



Committee Members

- **Paul Bostrom / Chair** – H.O. Bostrom & Company
- **John Schultz / Co-Chair** – Pierce Manufacturing, Inc.
- Pat Cahill – United Plastic Fabricating
- Jerry Conley – Pierce Manufacturing, Inc.
- Drew Kirvida – Rosenbauer America, LLC
- Jack McLoughlin – Honorary Member

Board Liaison: Andrew Lingel



2021 Virtual Fall Meeting

FAMA Board Initiatives

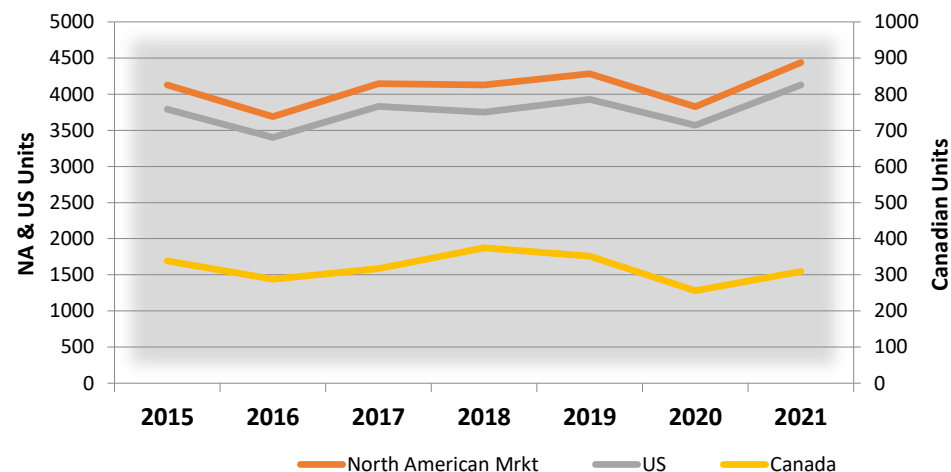
- Complete a 5-year industry forecast & analysis report
- Continue publishing quarterly data in a timely manner
- Reduce data entry errors
- Increase participation of members reporting

Committee Projects

- Add trend line data to the Committee Reports
- Increase participation of members reporting
- Develop truck data entry tutorials
- Incorporate validation programming / checks into data entry
- Provide quarterly summary report of statistics data



North American Fire Apparatus Bookings



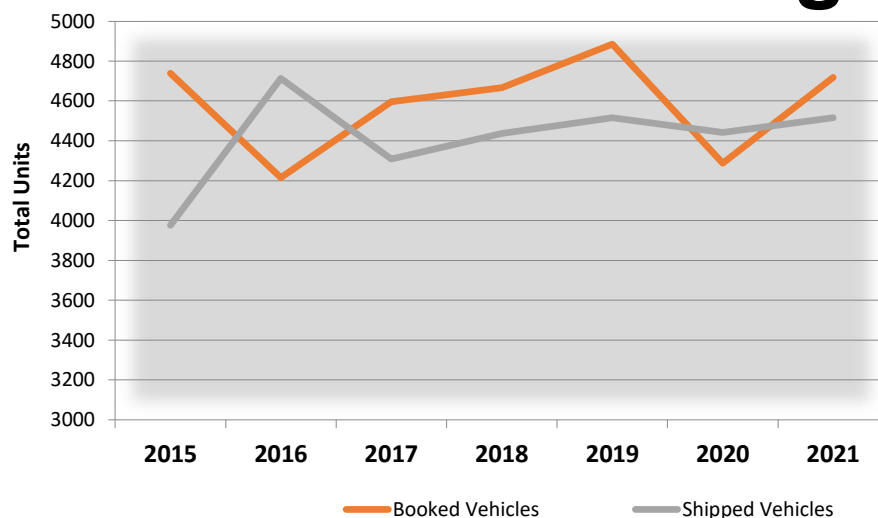
Years	US Average Annual Vehicle Sales	Canada Average Vehicle Sales	Total Average Annual Vehicle Sales	Total Vehicle YOY Growth %
2009-2013	3147	350	3497	
2014 -2018	3618	334	3951	+13.0%
2019	3929	352	4281	+8.4%
2020	3568	256	3824	-10.7%
2021	4129	309	4438	+16.1%

12 Month Rolling (7/1/20-6/30/21) 4438 units

Does not include ARFF or Refurbs



Total Industry Bookings and Shipments



Years	Booked Vehicles	Booked Vehicles YOY Growth %	Shipped Vehicles	Shipped Vehicle YOY Growth %
2009 -2013	4234		4278	
2014 -2018	4602	+8.7%	4408	+3.0%
2019	4886	+6.2%	4515	+2.4%
2020	4288	-12.2%	4442	-1.6%
2021	4718	+10.0%	4516	+1.7%

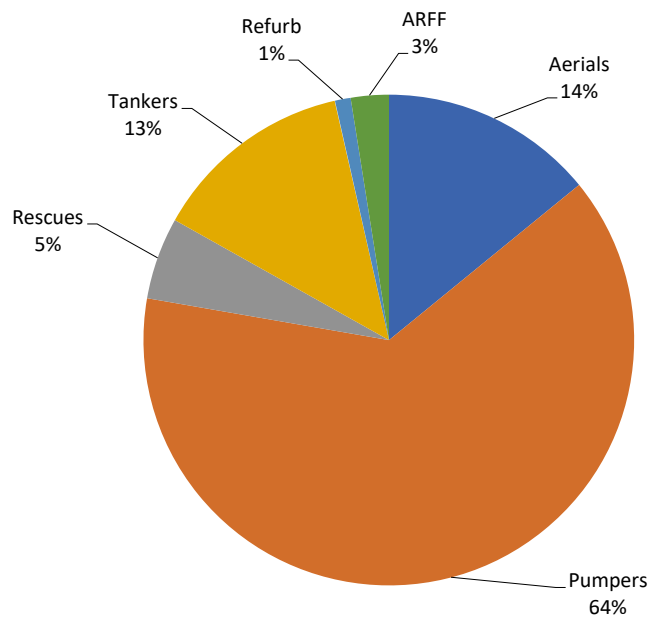
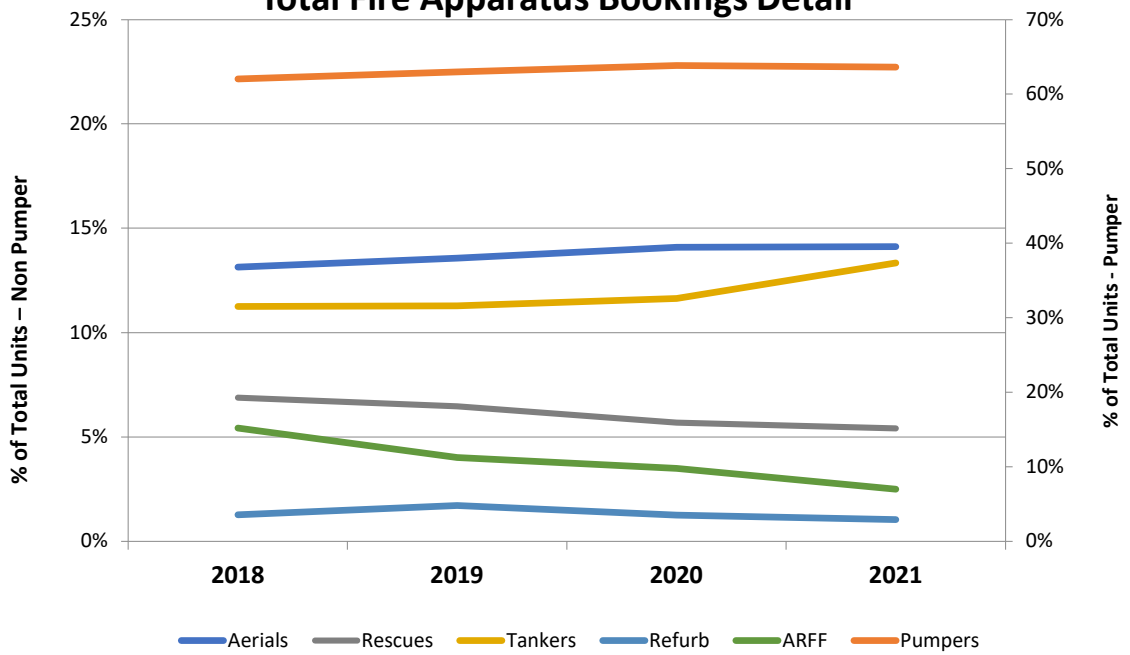
*All vehicles / regions:
includes ARFF & Refurb

12 Month Rolling



Total Fire Apparatus Sales 12 Month Rolling

Total Fire Apparatus Bookings Detail



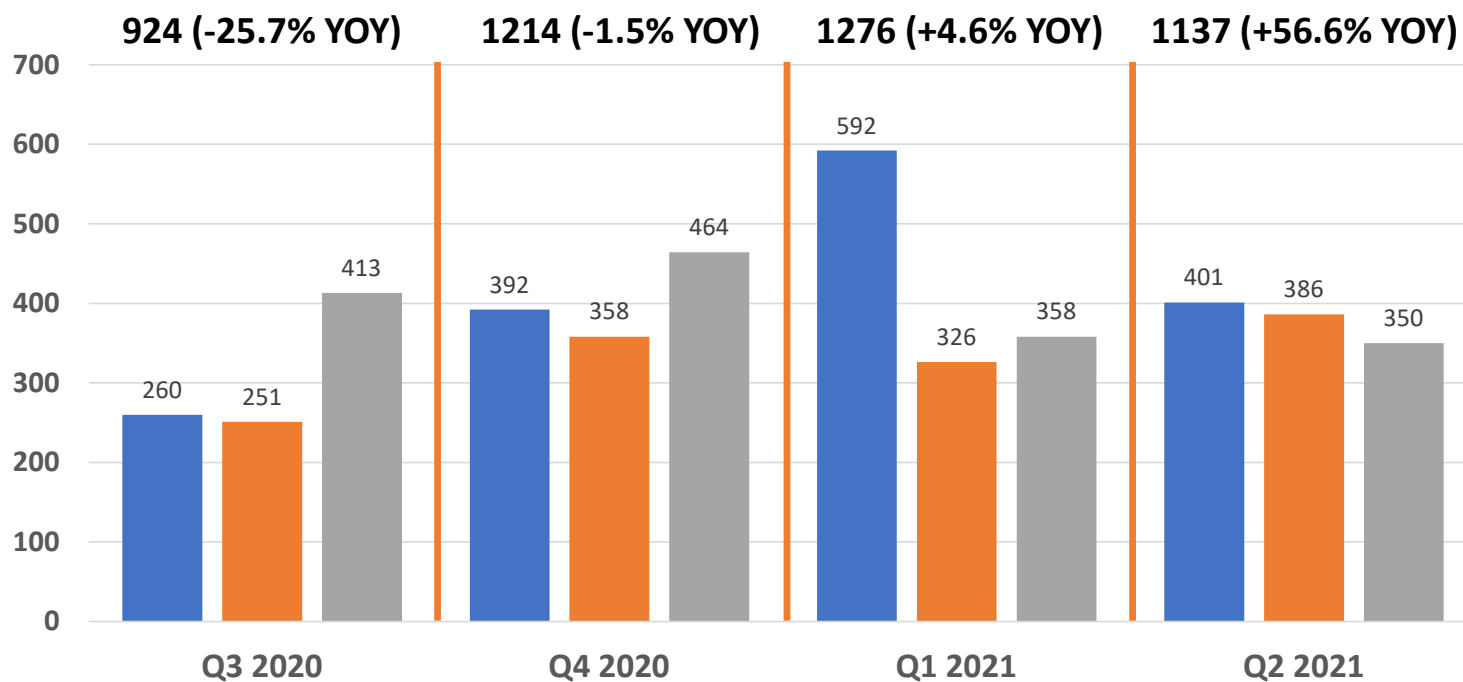
2021 Bookings

12 Month Rolling 4718 units

*All vehicles: includes ARFF & Refurb
*All regions



Fire Apparatus Sales by Month 12 Month Rolling



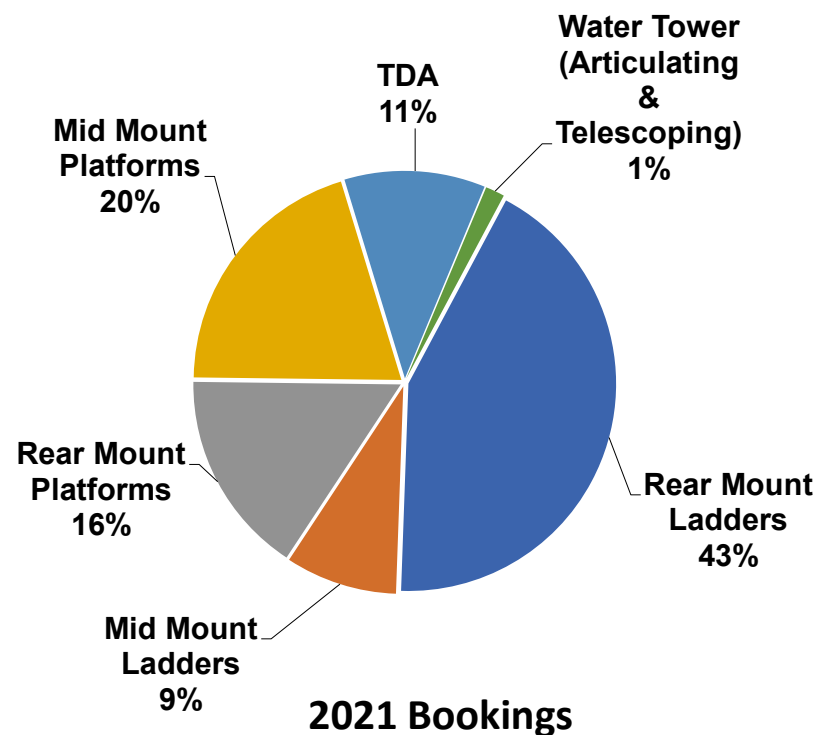
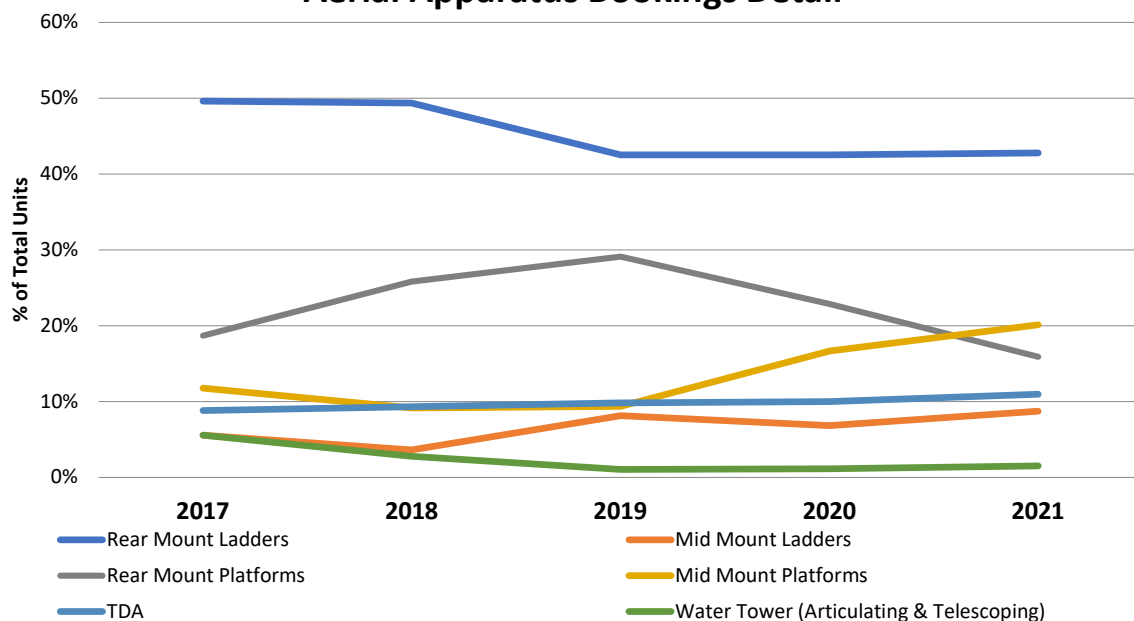
Does not include ARFF or Refurbs
All regions



Aerial Bookings	Quantity	YOY Growth %
Rear Mount Ladders	285	+6.3%
Mid Mount Ladders	58	+34.9%
Rear Mount Platforms	106	-26.4%
Mid Mount Platforms	134	+27.6%
Tillers	73	+15.9%
Water Tower (telescoping & articulating)	10	+42.9%

Aerial Apparatus Sales 12 Month Rolling

Aerial Apparatus Bookings Detail



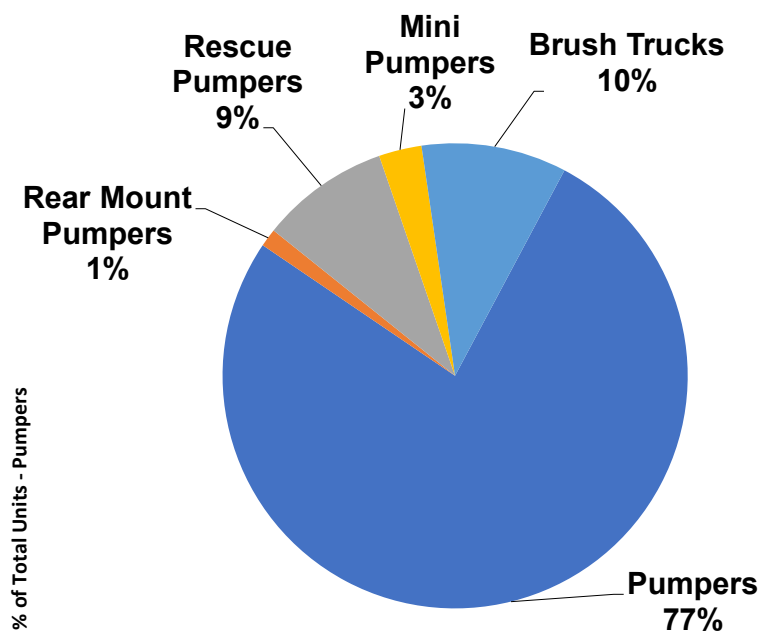
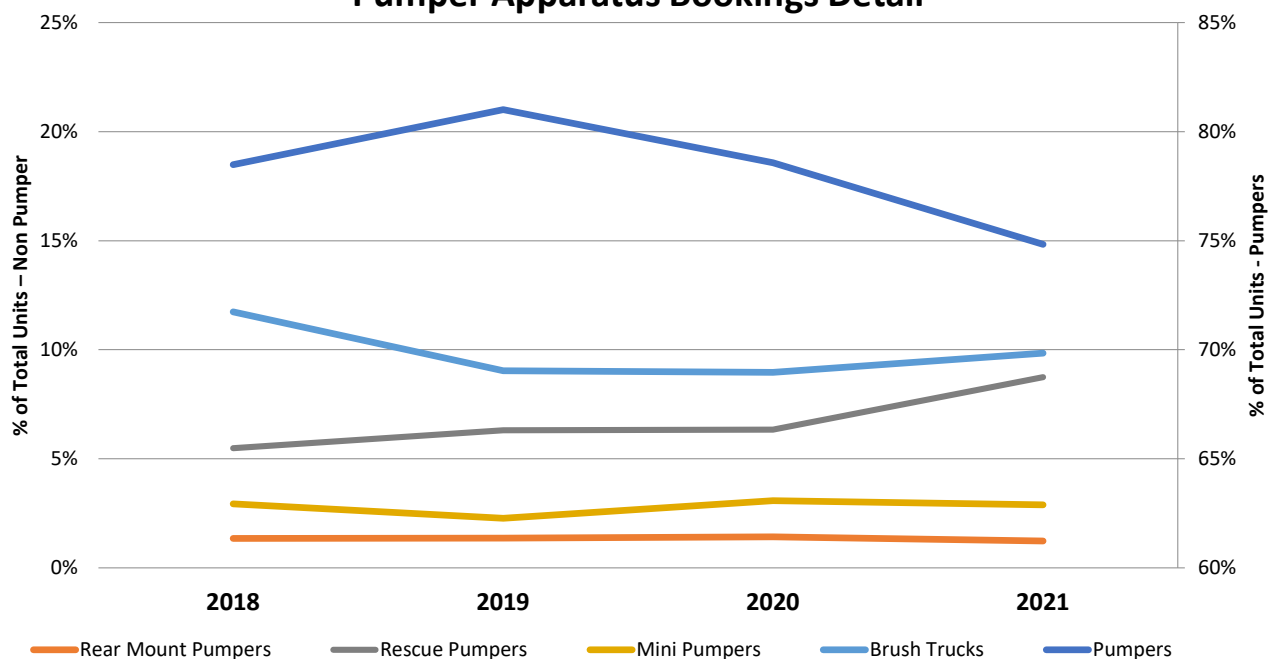
- **666 Booked** (+5.7% YOY)
- **611 Shipped** (+6.8% YOY)



Pumper Bookings	Quantity	YOY Growth %
Pumpers	2302	-4.8%
Rear Mount Pumpers	38	-13.6%
Rescue Pumpers	269	+3.8%
Mini Pumpers	89	-6.3%
Brush Trucks	303	+9.8%

Pumper Apparatus Sales 12 Month Rolling

Pumper Apparatus Bookings Detail



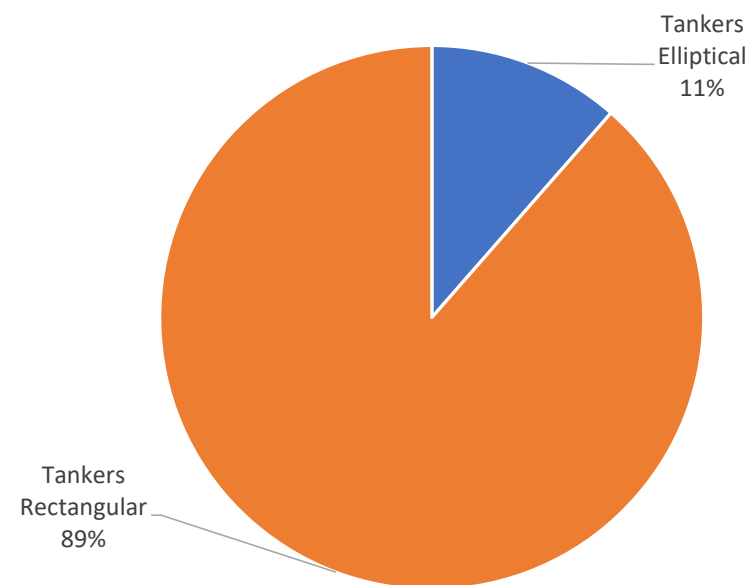
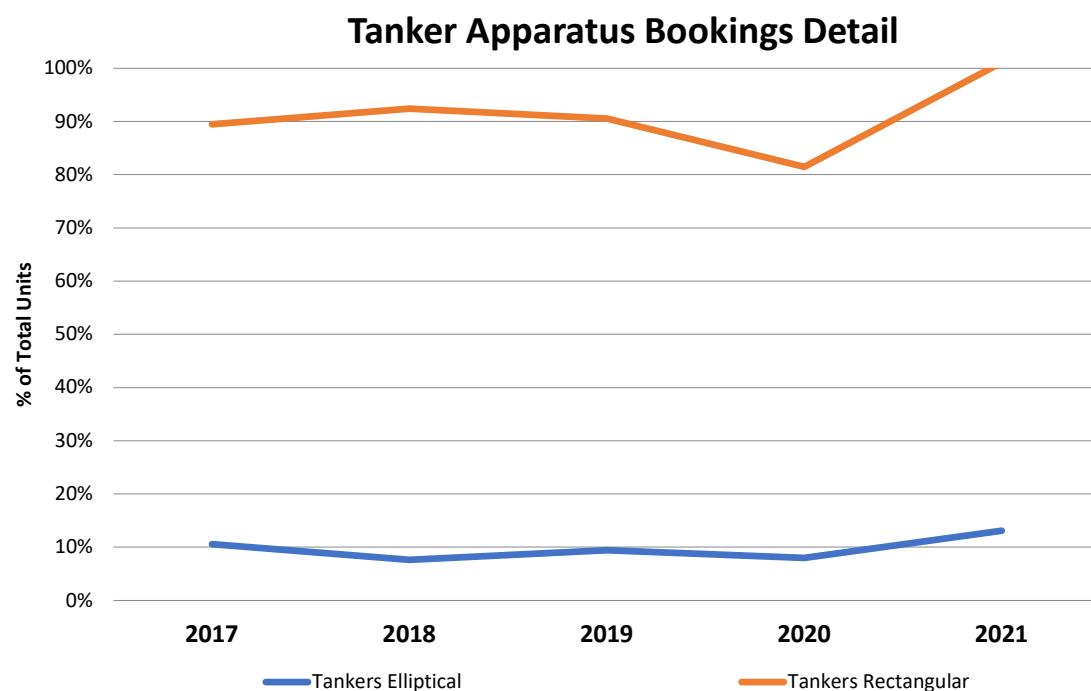
2021 Bookings

- **3001 Booked** (% YOY)
- **2873 Shipped** (% YOY)



Tanker Bookings	Quantity	YOY Growth %
Elliptical	72	+63.6%
Rectangular	557	+24.1%

Tanker Apparatus Sales 12 Month Rolling



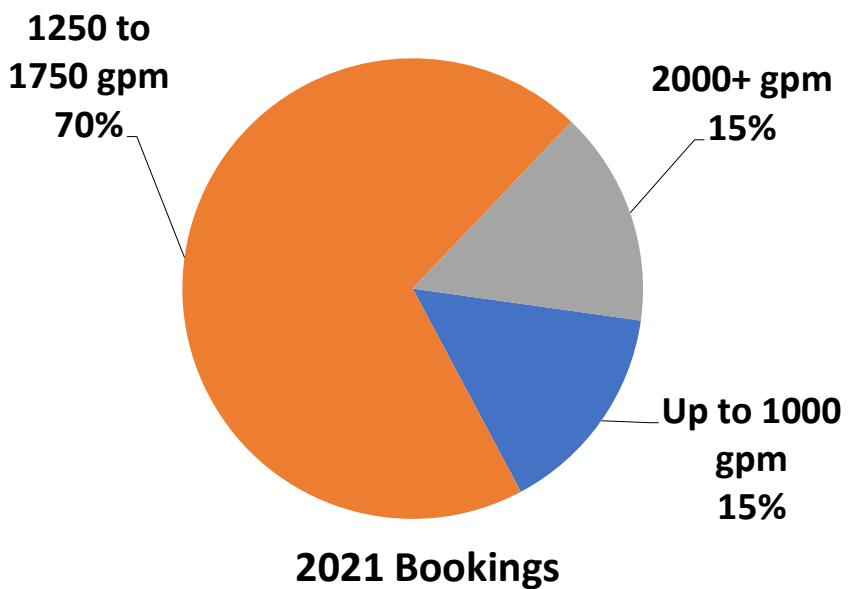
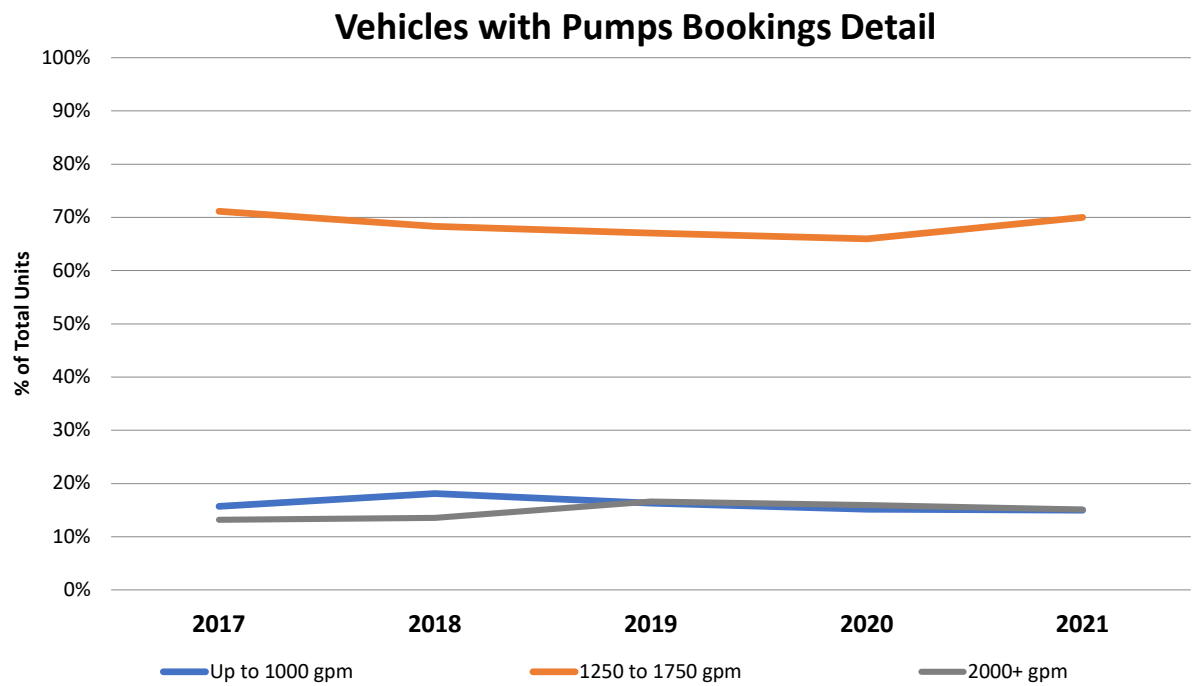
2021 Bookings

- **629 Booked** (+27.6% YOY)
- **514 Shipped** (+7.1% YOY)



Vehicles with Pumps Sales 12 Month Rolling

Pumper Bookings	Quantity	YOY Growth %
Up to 1000 GPM	608	-1%
1250 – 1750 GPM	2835	+6.1%
2000+ GPM	613	-5.3%

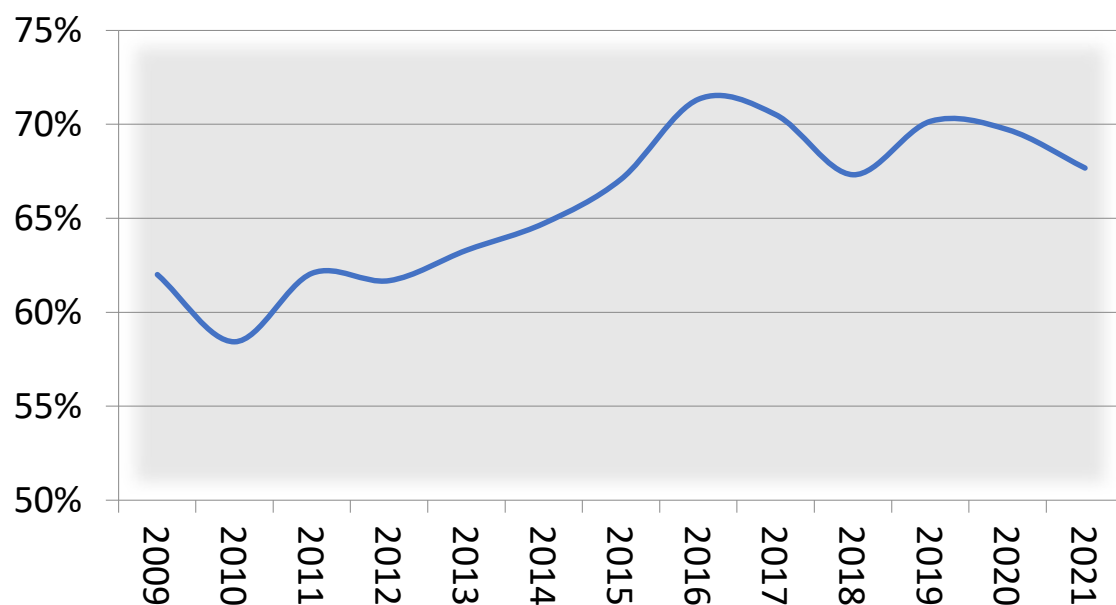


- **4056 Booked** (+3.1% YOY)
 - **3779 Shipped** (+1.3% YOY)
- Does Not Include ARFF & Refurbs



Total Industry Bookings Custom vs Commercial Chassis

Custom Chassis Annual Percent Usage – All Products



Year	Commercial	Custom	Custom YOY Growth %
2009-2013	38.4%	61.6%	
2014-2018	31.9%	68.1%	+6.5%
2019	29.8%	70.2%	+2.1%
2020	30.4%	69.6%	-0.6%
2021	31.5%	68.5%	-1.1%

Rolling 12 Month: 31.5% Commercial / 68.5% Custom

All products, all regions



2021 Virtual Fall Meeting

**Thank You for Submitting
Quarterly Reports
in a Timely Manner!**



2021 Virtual Fall Meeting

GAC COMMITTEE

Lee Morris
David Durstine

Board Liaison: David Durstine



GAC Members

- Lee Morris, FAMA Co-Chair
- David Durstine, FAMA Co-Chair
- John Granby, FEMSA Co-Chair
- Scott Beecher
- Mark Brenneman
- Corey Carlson
- Tim Dean
- Jeff Mazza
- Chad Moffat
- Cindy Morgan
- Mike Natchipolsky
- David Russell

GAC Support

Dave Gatton and Development Initiatives Inc. (DII)
Washington Consultant



Committee Goals

1. Navigate the current COVID-impacted legislative environment – finding ways to keep member companies informed and engaged with their representatives
2. Update the Home Day Tool Kit in current status on the GAC website, and encourage member companies to host Home Days (even if Virtual)
3. Plan & execute 2022 Hill Day to encourage the continued trends for increased annual funding.
4. Meet with FEMA to discuss full AFG allocation of funding to the cap for emergency vehicles.



AFG and SAFER Funding

The funding levels for AFG and SAFER represent a \$10 million increase over FY 2021 levels.

Congress will most-likely have to pass an additional Continuing Resolution (CR) appropriations bill by December 3, 2021, when the current CR ends. This will keep the federal government open and allow the Congress more time to pass the entire set of FY 2022 appropriations bills. However, because both the House and Senate bills contain \$740 million for AFG and SAFER combined, it is highly likely that this number will be in the final FY 2022 Homeland Security Appropriations bill.



Hill Day and Home Days

- Greater member participation is needed for Hill Day
 - Dates: April 6-7, 2022
 - Watch for Registration Information in January
- Home Days **Home Days are Critically Important for 2022**
If you are unable to host an in-person visit, please consider a Virtual Event

Reminder: Please share your Home Day events by sending photos and a brief description of activities to info@FAMA.org to post on the GAC website and for tracking purposes.



Annual & Ongoing GAC Activities



Photo from 2020 Alliance Luncheon

- Annual Alliance Luncheon (tentative)
- Sponsor the annual CFSI Holiday Party (tentative)
- Continue to work with FEMA and the Grants office
- Participate in the National Advisory Committee of CFSI
- Continue to advocate for full funding for the AFG grant program during the year



Activities for the Members!

It hasn't changed, it's a Relationship Business!!

- Call your Congressional Offices to Promote AFG, SAFER, USFA and USAR funding initiatives
- Invite your congressional office to visit your facility
- Host a Home day (even if virtual).
- Mark your calendar: GAC Hill Day April 6-7, 2022
- Continue to discuss the Occupational issues surrounding the Fire Service
- Report back to the GAC about your activity and success



The GAC thanks you for your support!

If there are any questions or you are interested
in joining the committee,
please contact Lee Morris or David Durstine.



2021 Virtual Fall Meeting

TECHNICAL COMMITTEE

Roger Lackore
Doug Miller

Board Liaison: Bert McCutcheon



2021 Virtual Fall Meeting

TECHNICAL COMMITTEE

Roger Lackore
Doug Miller

Board Liaison: Bert McCutcheon



Subcommittee Leaders

Aerial/Quint

Open
John Brady
(KME)



ARFF

Paul Powell
(Rosenbauer)
Sarah Peck
(Akron Brass)



Ambulance

Steve Rowland
(Hale Products)
Mike Franckowiak
(Akron Brass)



Body

John House II
(Danko)
Open



Electrical

John Doperalski
(Harrison)
Peter Luhrs
(Fire Research)



Foam

Gregg Geske
(Waterous)
Mike Dupay
(Fire Research)



Pumps & Plumbing

Pete Lauffenburger
(Akron Brass)
Mike Sulmone
(Trident)



Chassis

Chris Crowel
(Cummins)
Melissa Dobbs
(IMMI)





FDSOA Apparatus Conference

Scottsdale, AZ

Sunday Jan 9 thru
Wed Jan 12



FIRE DEPARTMENT
SAFETY OFFICERS ASSOCIATION



Cart



[HOME](#) [MEMBERSHIP](#) [CERTIFICATIONS ▶](#) [CLASSES ▶](#) [UPCOMING EVENTS ▶](#) [CORPORATE MEMBERS](#) [ABOUT US](#) [RESOURCES ▶](#) [SHOP](#)

2022 FIRE APPARATUS, SAFETY AND MAINTENANCE CONFERENCE

FDSOA's Fire Apparatus Conference is the only conference dedicated to providing a better understanding of fire apparatus and ambulances to the emergency services industry. Presentations from leading industry figures, as well as apparatus and equipment manufacturers, provide the attendee with a wide range of factual data.

January 10-12 (ends Wed at 10am), 2022 - Scottsdale Plaza Resort, Scottsdale, AZ



Presentation List

Topic	Company	Syllabus	Presenter
Suspension Technologies	Hendrickson	AS0110	Bob Albano
	Groeneveld		Steve Woodward
	Link Suspensions		Mark Molitor
Electric Idle Reduction	Harrison	AS0104	John Doperalski
	Rosenbauer		Mark Fusco
	Kussmaul		Colin Chambless
	Blue Sea Systems		Jeff Harper
	Spartan ER		Andrew Brandt
Electric Fire Apparatus	Rosenbauer	AS0402	Mark Fusco
	Pierce		John Schultz
	E-ONE		Roger Lackore
Compartment Management	FMI	AS0501	Oran McNabb
	Zico		Mike Adams
	Pac Trac		Greg Young
Ambulance Specifications	GSA		John McDonald
	REV Ambulance		Kevin Kraus
Aerial design cases	KME	AS0403	John Brady
	Sutphen		Jim Garver
	HME		Dave Rider
Cab Design for Climate Conditions	Pierce	AS0404	Chad Radtke
	E-ONE		Dayne Boudreau
Air decontamination for cab environment	USSC	AS0406	Jason Witmier
	TFT		Jeff Hicks
	Krah Corp		Beth Krah
On-Board Diagnostics and Data	IDEX	AS407	Steve Rowland
	Cummins		Chris Crowell
	FRC		Will Turcios
Camera Systems	FRC	AS108	Lou Zara
	?? Rosco or Velvac		Will Turcios
Connected Apparatus and Data Rights – Experiences from the field.	HAAS Alert		Cory Hohs
	Hale Products		Chuck Hutchins
Polymer Fabrication - Beyond water tanks	Pro-Poly		Tim Dean
	UPF		Andrew Lingel
Next Gen Lighting Systems	HiViz		Sam Massa
	FRC		Lou Zara
	Whelen		Jim Stopa
	Soundoff		Doug Baker



FAMA Forum Schedule 2022

Jan-22	A collaborative article on pump technologies with Darley, Hale, Rosenbauer and Waterous.		Collaborative
Feb-22	DEF Sensors and Systems		Chris Crowell
Mar-22			
Apr-22			
May-22			
Jun-22			
Jul-22			
Aug-22			
Sep-22			
Oct-22			
Nov-22			
Dec-22			



Article Topics for Board Review

- Supply chain problems and affect on fire truck manufacturing.
- Florene free foams and impact on ARFF apparatus
- What are trends gaining the most attention today
- Electric Commercial Chassis
- Fire pump trends
- Rescue or Rescue Engine
- New AC Systems Refrigerants
- Interoperability technology and mutual aid.
- Fire and intelligent transportation systems
- Technological advancements in aerials in the fire service with a focus on increased automation.
- The pros and cons of custom vs commercial chassis.
- Cleaner cab initiative and approaches
- Balancing green energy wants with critical firefighting needs
- NFPA 1900 update
- ULC Standard update



NFPA 1900

[Choose another Code/Standard](#) ➕

[Receive Email Alerts](#) ➔

[View in CodeFinder™](#) ➔ ⓘ

Standard for Aircraft Rescue and Firefighting Vehicles, Automotive Fire Apparatus, Wildland Fire Apparatus, and Automotive Ambulances

- **NFPA 1900 Combines and Replaces:**
 - NFPA 1901, 1906 (Wildland)
 - 414 (ARFF)
 - 1917 (Ambulance)
- **First DRAFT Complete**
- **See NFPA website for proposed changes.**



NFPA 1900 Task Groups

Administration	1-4	Tom Stalnaker
Aerial	19	Jim Salmi
Chassis, Body, Trailer, Winch	12,14,15,25,26	Roger Lackore
Electrical Low & High Voltage	13,22	Sam Massa
Function	5-11,23,24	Scott Beckwith
Foam	20,21	Elden Alexander
Pump	16,17,18,28	Mark Haider
Wildland	5,7,10,27	Bill Yohn



NFPA 1917 Ambulance

Administration	1-3	Tom Stalnaker
General	4	Brent Thor
Chassis	5	Jerry Allen
Patient Compartment	6	Mike Berg
Electrical	7,8,9	Steve Rowland
Remounts		Steve Merkle



Weight and Cube Calculator

Updated with Wildland equipment.

	A	B	C	D	E	F	G	H	I	J	K
1	Category	Quantity	Location ID	Equipment Description	X (in)	Y (in)	Z (in)	Volume Each (ft3)	Volume Total (ft3)	Weight Each (lbs)	Weight Total (lbs)
106	Wildland Equipment			Broom, fire swatter	75.00	11.50	1.25	0.62	0.00	5.5	0.0
107	Wildland Equipment			Brush, foxtail	1.00	1.00	8.00	0.00	0.00	1.0	0.0
108	Wildland Equipment			Brush, foxtail	1.00	1.00	8.00	0.00	0.00	1.0	0.0
109	Wildland Equipment			Brush, foxtail	1.00	1.00	8.00	0.00	0.00	1.0	0.0
110	Wildland Equipment			Bucket, folding	10.00	10.00	1.50	0.09	0.00	1.0	0.0
111	Wildland Equipment			Bucket, folding	10.00	10.00	1.50	0.09	0.00	1.0	0.0
112	Wildland Equipment			Bucket, folding	10.00	10.00	1.50	0.09	0.00	1.0	0.0
113	Wildland Equipment			Canteen, 1 qt	2.00	4.00	6.00	0.03	0.00	3.0	0.0
114	Wildland Equipment			Canteen, 1 qt	2.00	4.00	6.00	0.03	0.00	3.0	0.0
115	Wildland Equipment			Canteen, 1 qt	2.00	4.00	6.00	0.03	0.00	3.0	0.0
116	Wildland Equipment			Canteen, 4 qt.	6.00	7.00	3.00	0.07	0.00	9.0	0.0
117	Wildland Equipment			Canteen, 4 qt.	6.00	7.00	3.00	0.07	0.00	9.0	0.0
118	Wildland Equipment			Canteen, 4 qt.	6.00	7.00	3.00	0.07	0.00	9.0	0.0
119	Wildland Equipment			Chain, tow	1.50	1.50	240.00	0.31	0.00	35.0	0.0
120	Wildland Equipment			Chain, tow	1.50	1.50	240.00	0.31	0.00	35.0	0.0
121	Wildland Equipment			Chain, tow	1.50	1.50	240.00	0.31	0.00	35.0	0.0
122	Wildland Equipment			Chaps, protective	3.00	10.00	24.00	0.42	0.00	4.0	0.0
123	Wildland Equipment			Chaps, protective	3.00	10.00	24.00	0.42	0.00	4.0	0.0
124	Wildland Equipment			Chaps, protective	3.00	10.00	24.00	0.42	0.00	4.0	0.0
125	Wildland Equipment			Combi tool	2.00	6.00	42.00	0.29	0.00	6.0	0.0
126	Wildland Equipment			Combi tool	2.00	6.00	42.00	0.29	0.00	6.0	0.0
127	Wildland Equipment			Combi tool	2.00	6.00	42.00	0.29	0.00	6.0	0.0



DEF Sensor Guideline - Chassis Committee

Melissa Dobbs

Chris Crowel

- **Explains DEF Sensor shortage**
- **Provides steps to take if DEF sensor fails and replacement is unavailable.**

In Process



Electric Apparatus and NFPA 1900

Melissa Dobbs

Chris Crowel

- Subcommittee has public comments to NFPA 1900 to make it compatible with electric apparatus

In Process



Frame Corrosion Repair Guidelines

Chassis Subcommittee

- Guide for departments and service facilities to use when considering old apparatus with frame corrosion
- Out of service criteria
 - Percent of frame thickness lost
- Repair recommendations
 - Fish-plating
 - Corrosion inhibitor
- Prevention
 - Chemicals
 - Oils
 - Undercoating
 - Cleaning schedule

In Process



California ARB Emissions Warranty Extension Requirement

FAMA reached out to CARB and determined that these requirements DO NOT apply to fire apparatus because of the CARB exemption for emergency vehicles owned by government entities.

**UPDATE
PA, NJ, OR**



Buyer's Guide Progress

Thank you to the Board, Marketing Committee and
Clarion for promoting the Buyer's Guides

Pending	9
Draft	4
To Board	0
Published	34



Body

John House
XX

TC072 Buyers Guide - Brush Truck Apparatus
TC073 Buyers Guide - Tanker and Tender Apparatus
TC074 Buyers Guide - Wildland Apparatus
TC075 Buyers Guide - Cold Environment Apparatus Design
TC065 Buyers Guide – Hose Bed Sizing

Bill Davidson - Skeeter

Pending

Kraig Scholten – Midwest Fire

Draft

Bill Davidson - Skeeter

Pending

Rick Suche – Fort Garry Fire Trucks

Pending

Jay Farrell – Smart Power Systems

Draft



Chassis

Chris Crowell
Mellissa Dobbs

TC048 Buyers Guide – Suspensions – Front

Bob Albano, Chad Radtke

Pending



Electrical

Peter Luhrs
John Doperalski

TC038	Buyers Guide – Line Voltage Generators	John Doperalski – Harrison	Draft
TC040	Buyers Guide – Headlights	Sam Massa – Hi-Viz	Pending
TC069	Buyers Guide – Vehicle to Vehicle Communications	Cory Haas – Haas Alert	Pending

John Brady
XX

Aerial

TC068	Buyers Guide – Aerial Rope Rescue Systems	TBD	Pending
-------	---	-----	---------



Gregg Geske
Mike Dupay

TC067 Buyers Guide – CAFS

Jeremy Fox -- IDEX

Pending

Peter Lauffenburger
Mike Sulmone

TC070 Buyers Guide – Pump Primers

Mike Sulmone – Trident

**Needs Photos
or Illustrations**

TC071 Buyers Guide – Deck Gun and Aerial Monitors

Pete Lauffenburger – Akron

Pending

TC076 Buyers Guide - Pump Control Location

Wyatt Compton – Spartan

Pending

Foam

Pump



Review & Update Buyer's Guides

- Each Subcommittee to review and update published buyer's guides
- Update of new technology
- Review content to assure accuracy
- Need a Purchasing/Financing Buyer's Guide
 - Who wants to volunteer?
- Thanks to all committee members and Chairs for their efforts!



2021 Virtual Fall Meeting

Thank You



2021 Virtual Fall Meeting

MEETING PLANNING COMMITTEE

Tim Allaband

Board Liaison: Curt Ignacio



Committee Members

Pat Cahill / Chair – United Plastic Fabricating

Tim Allaband / Co-Chair – Matheny Fire & Emergency

- Mark Albright – 4 Guys Fire Trucks
- Chick Granito – AMDOR Inc.
- Kaoma Massa – HiViz LED Lighting
- Grady North – Honorary Member
- Ron Truhler – H.O. Bostrom Company, Inc.
- Eddie Villarreal – C.E. Niehoff & Company
- Board Liaison: Curt Ignacio



Committee Member Roles

- Paddy Cahill – Chair
- Tim Allaband – Co-Chair – Sponsors, AV Management
- Mark Albright – On-Site Coordinator – Signs, Hand-out, etc.
- (Open – Maybe YOU!) – Speakers, AV Management
- Chick Granito – Sponsors
- Kaoma Massa – Photography, Signs, Banquet Awards
- Grady North – Speaker Coordinator
- (Open – Maybe YOU!) – Photography, Signs
- Ron Truhler – Golf Tournament Coordinator
- Eddie Villarreal – Speaker Coordinator
- Curt Ignacio: Board Liaison



Spring Meeting Year Over Year Attendance

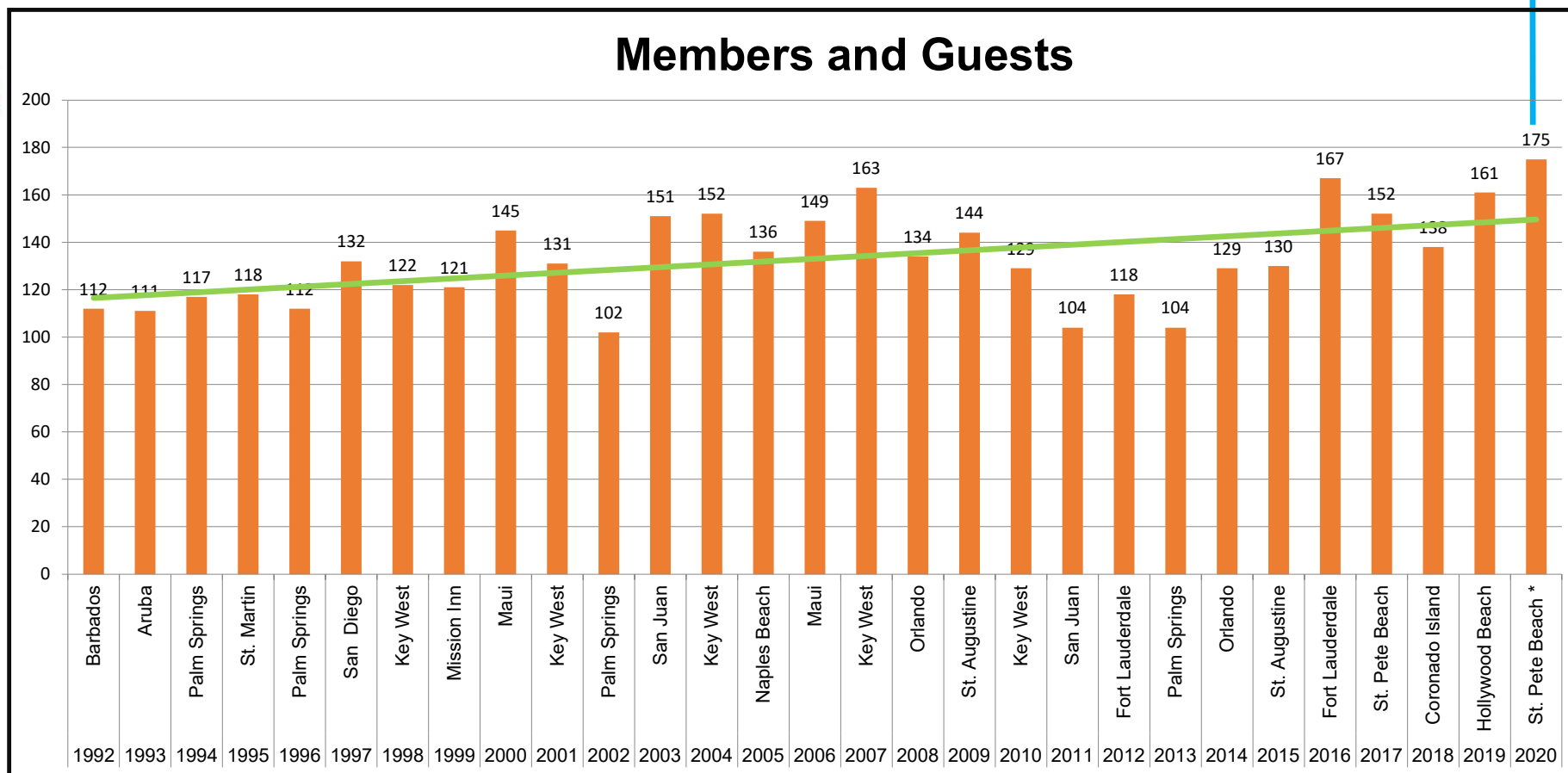
Year	Location	Member Representatives	Guests	Companies Represented / Total Member Companies
2013	Rancho Mirage	68	36	44 out of 124
2014	Orlando	88	41	51 out of 128
2015	St. Augustine	86	44	50 out of 126
2016	Fort Lauderdale	106	61	67 out of 128
2017	St. Pete Beach	97	51	66 out of 130
2018	Coronado Island	92	46	64 out of 130
2019	Hollywood Beach	104	57	77 out of 134
2020	St. Pete Beach*	111	64	75 out of 134
	*Registrations prior to event cancellation on 3-13-2020			



Spring Meeting Attendance

as of 3/6/2020 prior to
receiving cancellations due
to COVID-19

Members and Guests

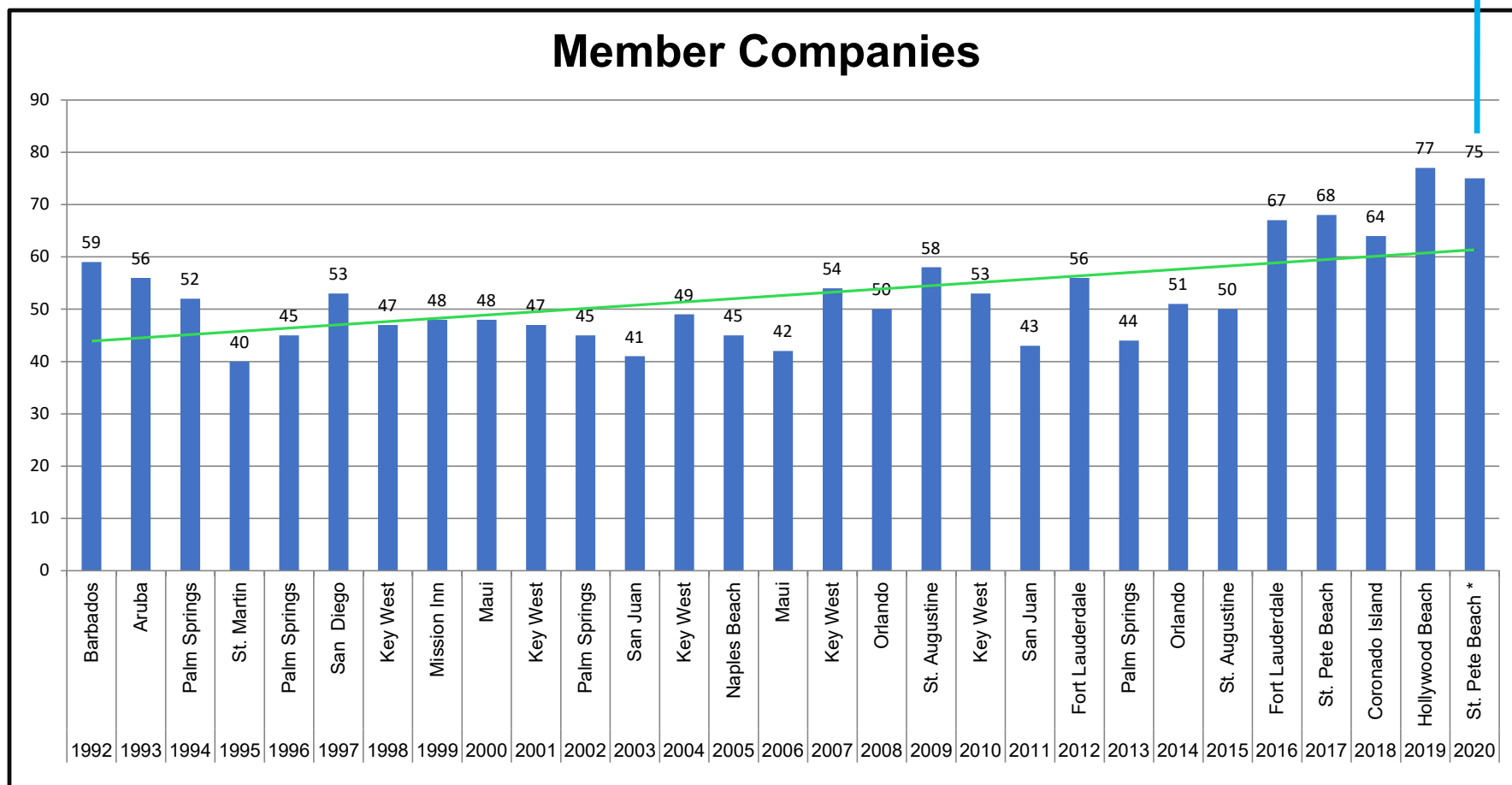




Spring Meeting Attendance

as of 3/6/2020 prior to
receiving cancellations
due to COVID-19

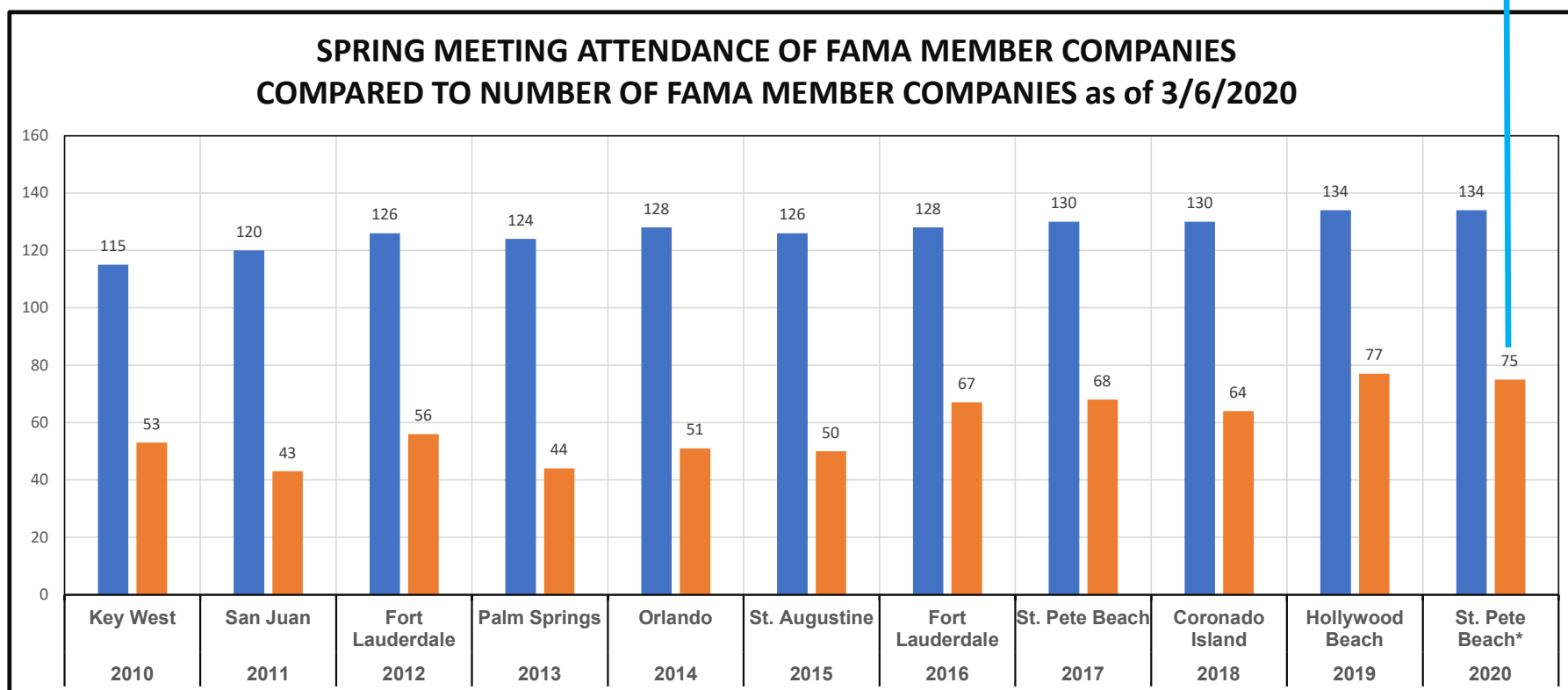
Member Companies





Spring Meeting Historical Attendance

* As of 3/6/2020 prior to receiving cancellations due to COVID-19





Spring Meeting 2022

Don CeSar Hotel in St. Pete Beach, FL

Saturday, February 26th thru Tuesday, March 1st





Spring Meeting 2022

FEATURED SPEAKERS



**Commander Kirk Lippold,
USN (Ret.)**



Jake Wood

To Be Confirmed



**We look forward to seeing you
in-person in St. Pete Beach!**

(February 28 – March 1, 2022)



2021 Virtual Fall Meeting

Q & A

David Durstine & Andrew Lingel



2021 Virtual Fall Meeting

Unfinished Business

New Business

Closing Remarks



Next Meeting Notice

2022 FAMA Spring Meeting
February 26 – March 1

The Don CeSar Hotel
St. Pete Beach, Florida



2021 Virtual Fall Meeting

Meeting Adjournment