

 <b>FIRE APPARATUS MANUFACTURERS' ASSOCIATION</b>	<b>TC010</b>	
	Issued Revised	December 3, 2012 July 31, 2025
<b>Product Safety Signs for Automotive Fire Apparatus</b>		

Rationale

This document gives the fire apparatus manufacturers an option to provide standardized product safety sign text and artwork for common hazard for use on fire and rescue apparatus.

Contents

1	SCOPE.....	1
2	REFERENCES .....	1
3	DEFINITIONS.....	1
4	GENERAL .....	2
5	NFPA APPARATUS STANDARD COMPLIANCE.....	3
6	Safety Sign Text and Artwork.....	4
7	Revisions .....	17

1 SCOPE

This document presents a standardized catalog of safety sign text and artwork that may be used by any apparatus manufacturer to warn of common hazards. It remains the product manufacturers’ obligation to furnish adequate warnings and instructions, after consideration of the products specific characteristics and environment of use. A manufacturer may elect to use any of the standardized signs, text and/or artwork contained in this catalog, but no manufacture is required to do so.

2 REFERENCES

The following publications form a part of this specification to the extent specified herein.

ISO 9244	Earth-moving machinery – Machine safety labels – General Principles
ISO 7010	Graphical symbols – Safety colours and safety signs – Registered safety signs
ANSI Z535.4	American National Standard for Product Safety Signs and labels
ANSI Z535.6	American National Standard for Product Safety Information in Product Manuals, instructions, and Other Collateral Materials
NFPA 1900	Standard for Aircraft Rescue and Firefighting Vehicles, Automotive Fire Apparatus, Wildland Fire Apparatus, and Automotive Ambulances

3 DEFINITIONS

- 3.1 **Product Safety Sign:** Sign, label, or decal affixed to a product that provides essential information concerning a potential hazard, the degree or level of hazard seriousness, the probable consequence of involvement with the hazard, and how the hazard can be avoided.

## 4 GENERAL

- 4.1 New proposals for product safety sign ideas should be forwarded to FAMA. The FAMA Product Safety Sign group will consider new ideas at each FAMA technical committee meeting and may add new text and artwork to this catalog as appropriate.
- 4.2 The product safety signs shown in this document are intended as examples for sufficiency of text and graphic size with respect to each hazard, however it is the product manufacturer's responsibility to determine the adequacy of warnings and/or instructions that are provided with the product.
- 4.3 Limitations inherent in some reproduction and display technologies may require increased line thickness or other minor modifications of symbols. Such modifications are acceptable provided the symbol is unchanged in its basic graphical elements and remains easily discernible by the operator.
- 4.4 To improve the appearance and perceptibility of a safety sign, or to coordinate with the design of the equipment to which the sign is applied, it may be necessary to change the line thickness or round the corners of a symbol. The graphic designer is free to make such changes, provided that the essential perceptual characteristics of the symbol are maintained.
- 4.5 Some of the product safety signs included in this document are provided with "textless" two-panel versions developed using the guidelines found in ISO 7010. Where appropriate, these versions could be used in place of the ANSI Z535.4 signs at the option of the manufacturer.
- 4.6 Symbols on controls and displays should have good contrast to their background. Pictorials may use either a light symbol on a dark background or a dark symbol on a light background at the manufacturer's discretion. When a pictorial image is reversed (for example, from black-on-white to white-on-black and vice versa), it should be done for the entire pictorial.
- 4.7 Where used, product safety signs should be located as close as practical to the location of the hazard addressed. Some recommendations regarding sign placement are included in this catalog.
- 4.8 Reference numbers are provided as a convenience to the organization of this document and need not appear on the final product.
- 4.9 The ISO version reference number uses the root of the ANSI number followed by the character G. Example: FAMA01 (ANSI version), FAMA01G (ISO version)
- 4.10 Product safety sign graphic thumbnails are provided in this document. Full scale artwork can be downloaded from the FAMA website at [www.FAMA.org](http://www.FAMA.org).
- 4.11 All standard ISO version signs are 6.65 in. tall by 3.35 in. wide.
- 4.12 Font sizes are based on using Microsoft Sans Serif.
- 4.13 Colors may conform to the following specification chart Color

	Pantone®	Process Color				sRGB			HTML Code
		C	M	Y	K	R	G	B	
Blue	2945C	100	52	2	12	0	84	159	00549F
Green	3415C	100	5	72	24	0	122	77	007A4D
Orange	152C	0	62	100	0	225	112	0	E17000
Red	485C	0	93	95	0	213	43	30	D52B1E
White		0	0	0	0	255	255	255	FFFFFF
Yellow	109C	0	10	100	0	254	209	0	FED100

## 5 NFPA APPARATUS STANDARD COMPLIANCE

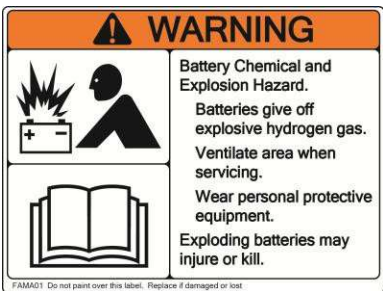









5.1 Those FAMA safety signs that are required by the 2024 edition of NFPA 1900 Standard for Aircraft Rescue and Firefighting Vehicles, Automotive Fire Apparatus, Wildland Fire Apparatus, and Automotive Ambulances are indicated by (NFPA) symbol below the reference number.

5.2 The following is a list of the safety signs required by NFPA 1900:







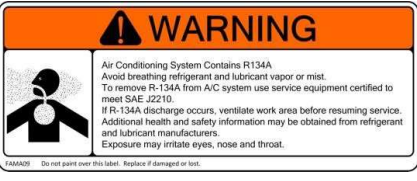



Topic	Municipal	Wildland
Cab Seating Capacity	FAMA14*	
Seat Belts	FAMA07	FAMA07
Seat Not to be Occupied	FAMA06	FAMA06
Fire Service Tire Rating	FAMA12	
Helmets	FAMA15	FAMA43
Equipment Mounting	FAMA10	FAMA10
Ultra High Pressure	FAMA20	FAMA20
Hose Restraint	FAMA22	FAMA22
Access Methods	FAMA23	FAMA23
Riding on the Tailboard	FAMA24	FAMA24
Pump Operator	FAMA25	FAMA25
Winch Receivers and Rope Anchors	FAMA28	FAMA28
Hazards from Stabilizer Motion	FAMA30 FAMA31 FAMA32 FAMA33*	
Fall Restraint	FAMA34 FAMA40	
Aerial Electrocution from Power Lines	FAMA35 FAMA36	
Aerial Capacity	FAMA37	
Ladder Rung Pinch	FAMA38	
Aerial Inspection	FAMA39	
On-Board Pump and Roll		FAMA44 FAMA45
Aerial Device Pinch	FAMA46	
Aerial Operator Attention Required	FAMA47	
Cab Crush	FAMA41	FAMA41
Backing Vehicle	FAMA42	FAMA42
Siren Noise	FAMA17	FAMA17
EV Specific	FAMA57 FAMA58 FAMA59* FAMA60*	FAMA57 FAMA58 FAMA59* FAMA60*

\* NFPA requires labeling of these hazards but does not specifically call out the FAMA graphics.

## 6 SAFETY SIGN TEXT AND ARTWORK

Ref Number	Hazard	Location	Size (in.)	Font Size	ANSI Version	ISO Version
FAMA01	Battery Explosion	Visible to personnel near batteries.	3.0 X 4.0	12		
FAMA02	Rotating Shafts	One sign each side of vehicle on the frame rail, and any other place where rotating shaft hazard is apparent.	3.0 X 4.0	14		
FAMA03	Hot Surface	Near hot surfaces	2.0 X 5.0	18		
FAMA04	Hot Exhaust Horizontal Muffler	Visible to personnel approaching the hot exhaust parts.	3.5 X 3.5	14		
FAMA05	Spinning Fan	Visible to personnel at each approach to spinning fans.	3.0 X 4.0	14		

FAMA TC010 - Product Safety Signs for Automotive Fire Apparatus






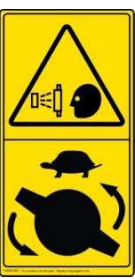




Ref Number	Hazard	Location	Size (in.)	Font Size	ANSI Version	ISO Version
FAMA06	Seats Without Belts Not Occupied <a href="#">[NFPA]</a>	Visible to each occupant where seating positions without seat belts are present.	2.0 X 3.0	14		
FAMA07	Seated and Belted <a href="#">[NFPA]</a>	Visible to any occupant.	2.0 X 3.0	9		
FAMA08	Swivel Seat Unsecured	Visible to occupant of swivel seat.	1.9 X 3.1	10		
FAMA09	Air Conditioning Refrigerant	On or near air conditioning unit where mechanic would be apt to find it.	2.0 X 5.0	10		
FAMA10	Cab Equipment Mounting <a href="#">[NFPA]</a>	Visible to operator inside the cab.	2.0 X 3.0	8		

FAMA TC010 - Product Safety Signs for Automotive Fire Apparatus









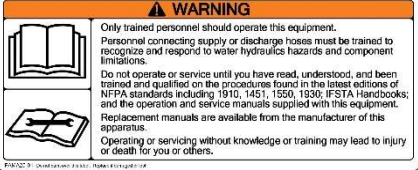

Ref Number	Hazard	Location	Size (in.)	Font Size	ANSI Version	ISO Version
FAMA11	SCBA Seat Insert	Visible to operator inside the cab.	2.0 X 3.0	8		
FAMA12	Fire Service Tire Rating [NFPA]	Visible to operator inside the cab.	2.0 X 3.0	8		
FAMA13	Electronic Stability Control	Visible to operator inside the cab.	2.0 X 3.0	10		
FAMA14	Cab Seating [NFPA]	Visible to operator inside the cab.  Fill in blank with number of belted seating positions.	2.0 X 3.0	14		
FAMA15	Helmet Worn in Cab [NFPA]	Visible from each seating location	2.0 X 3.0	10		



FAMA TC010 - Product Safety Signs for Automotive Fire Apparatus

Ref Number	Hazard	Location	Size (in.)	Font Size	ANSI Version	ISO Version
FAMA16	Deployable Steps	Visible at step locations.	2.0 X 3.0	14		
FAMA17	Vehicle Backing [NFPA]	Visible to the driver while sitting in the driver seat.	2.0 X 3.0	9		
FAMA18	Intake and Discharge Cap Pressure	One sign on each side and back of vehicle where caps are present.	3.5 X 3.5	12		
FAMA19	Foam Type Mixing	Near Foam Controls	1.9 X 3.1	8		
FAMA20	Ultra High Pressure Water [NFPA]	Visible to a person in front of the turret. Visible to turret operator. Visible to fire fighter preparing to use any hand line.	2.1 X 5.2	10		

FAMA TC010 - Product Safety Signs for Automotive Fire Apparatus









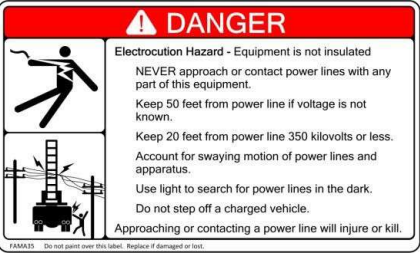

Ref Number	Hazard	Location	Size (in.)	Font Size	ANSI Version	ISO Version
FAMA21	Rotating or Swinging Parts	One sign near each crush point.	3.0 X 5.0	18		
FAMA22	Hose Restraint Required  [NFPA]	Near each hose storage area	1.9 X 3.1	10		
FAMA23	Access Step Method - Small  [NFPA]	Visible to personnel preparing to climb onto or enter vehicle.	3.5 X 3.5	10		
FAMA24	Riding on exterior  [NFPA]	On the vehicle at the rear step areas and at any cross walkways"	3.5 X 3.5	16		
FAMA25	Trained Personnel Only  [NFPA]	Visible at pump operator's station and Aerial operator's platform. For apparatus without a pump or aerial device, locate this sign in a prominent location visible to operating personnel.	2.7 X 6.6	10		



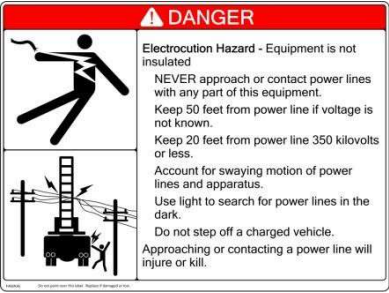



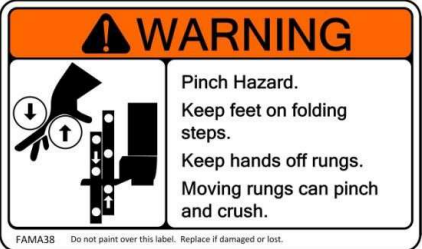





FAMA TC010 - Product Safety Signs for Automotive Fire Apparatus

Ref Number	Hazard	Location	Size (in.)	Font Size	ANSI Version	ISO Version
FAMA26	No-Step	On any horizontal surface that would be tempting to step on but that is not provided with slip resistant surface and grab handles.	3.5 X 3.5	12		
FAMA27	Breaker Box Warning	Visible to personnel accessing electrical panel.	1.9 X 3.1	8		
FAMA28	Rope Tie-Down 9000 [NFPA]	Near each rope anchor	1.9 X 3.1	8		
FAMA29	Hydraulic High Pressure Leaks	One label per vehicle in a conspicuous area near the majority of the hydraulic lines or components.	3.0 X 5.0	10		
FAMA30	Stabilizer Crush [NFPA]	Visible to person standing near each stabilizer  Visible to stabilizer deployment operator.	3.5 X 3.5	12		

FAMA TC010 - Product Safety Signs for Automotive Fire Apparatus

Ref Number	Hazard	Location	Size (in.)	Font Size	ANSI Version	ISO Version
FAMA31	Stabilizer Pins & Pads [NFPA]	Visible to stabilizer deployment operator.	3.0 X 5.0	14		
FAMA32	Stabilizer Pads [NFPA]	Visible to stabilizer deployment operator.	3.0 X 5.0	14		
FAMA33	Stabilizers Not Extended [NFPA]	Visible to stabilizer deployment operator.	0.9 X 2.1	10		
FAMA34	Fall Restraint Required. [NFPA]	One sign near base of ladder.  One sign visible in platform.	3.0 X 5.0	18		
FAMA35	Aerial Electrocutation Small Size [NFPA]	Visible to aerial and pump operator.	3.0 X 5.0	10		

FAMA TC010 - Product Safety Signs for Automotive Fire Apparatus





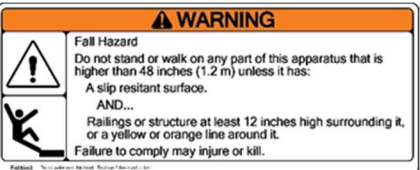





Ref Number	Hazard	Location	Size (in.)	Font Size	ANSI Version	ISO Version
FAMA36	Aerial Electrocution Large Size  [NFPA]	Visible to personnel on aerial apparatus approaching vehicle from either side and back.	6.0 X 8.0	18		
FAMA37	Aerial Device Load Capacity  [NFPA]	Visible to aerial operator at turntable, in the platform, and at tip controls.	3.0 X 5.0	12		
FAMA38	Aerial Ladder Rung Pinch  [NFPA]	One sign visible to personnel operating tip controls.  One sign visible to Aerial Operator.	1.9 X 3.1	10		
FAMA39	Aerial Inspection  [NFPA]	Visible to operator at turntable.	2.0 X 3.0	10		
FAMA40	Fall Protection Anchor  [NFPA]	Next to fall protection anchor.	1.0 X 2.0			

FAMA TC010 - Product Safety Signs for Automotive Fire Apparatus

Ref Number	Hazard	Location	Size (in.)	Font Size	ANSI Version	ISO Version
FAMA41	Cab Tilt [NFPA]	Inside of driver cab door	2.0 X 3.0	10	<p>FAMA41 Do not paint over this label. Replace if damaged or lost</p>	
FAMA42	Siren Noise [NFPA]	Inside of driver cab door	2.0 X 3.0	9	<p>FAMA42 Do not paint over this label. Replace if damaged or lost</p>	
FAMA43	Helmet Worn in Cab [NFPA]	Visible from each seating location	2.0 X 3.0	10	<p>FAMA43 Do not paint over this label. Replace if damaged or lost</p>	
FAMA44	Pump and Roll Fire Fighting Position – Exterior [NFPA]	One sign visible from the pump-and- roll firefighting position	3.5 X 3.5	14	<p>FAMA44 Do not paint over this label. Replace if damaged or lost</p>	
FAMA45	Pump and Roll Fire Fighting Position – Driver [NFPA]	One sign visible from the drivers position or visible to the driver while entering the cab	2.0 X 3.0	10	<p>FAMA45 Do not paint over this label. Replace if damaged or lost</p>	



FAMA TC010 - Product Safety Signs for Automotive Fire Apparatus

Ref Number	Hazard	Location	Size (in.)	Font Size	ANSI Version	ISO Version
FAMA46	Aerial Device Pinch [NFPA]	One sign on aerial device visible to personnel on the turntable at the foot of the device	1.9 X 3.1	10		
FAMA47	Aerial Device Operator Attention Required [NFPA]	Visible to aerial operator at turntable, in the platform, and at tip controls	3.0 X 5.0	12		
FAMA48	Designated Standing and Walking Surfaces	One sign visible to personnel preparing to climb onto or enter vehicle.	2.1 X 5.2	11		
FAMA49	Ladder or Equipment Rack	Visible to operator of the ladder or equipment rack.	1.9 X 3.1	11		
FAMA50	Ladder or Equipment Rack Restraints	Visible to operator of the ladder or equipment rack.	1.9 X 3.1	11		

FAMA TC010 - Product Safety Signs for Automotive Fire Apparatus


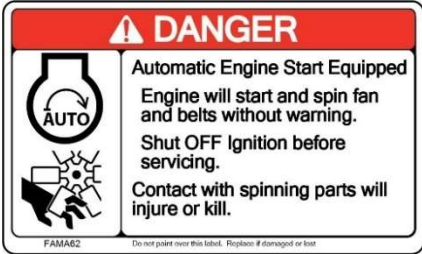

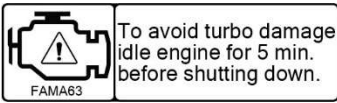


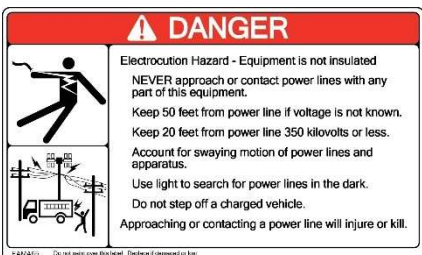

Ref Number	Hazard	Location	Size (in.)	Font Size	ANSI Version	ISO Version
FAMA51	Backup Alarm Override	Near the override switch.	0.9 X 2.1	9		None
FAMA52	Fall	One sign located on the bumper deck or cab front visible to a person preparing to mount the front bumper.	1.9 X 3.1	12		
FAMA53	Pump Pressure Burst	One sign located near the pump controls.	1.9 X 3.1	12		
FAMA54	California Regulations	One sign located near the apparatus driver location.	1.9 X 3.1	12		None
FAMA55	Pump Pressure Burst	One sign located near the pump controls.	1.9 X 3.1	12		



FAMA TC010 - Product Safety Signs for Automotive Fire Apparatus

Ref Number	Hazard	Location	Size (in.)	Font Size	ANSI Version	ISO Version
FAMA56	Pulley and Cable Pinch Hazard	One sign located cable or sheave hazards	1.9 X 3.1	11		
FAMA57	Electric Fire Truck Electrocutation Hazard [NFPA]	Near the charging socket	3.0 X 5.0	14		
FAMA58	First Responder Loop [NFPA]	On the access door with the first responder loop behind it.	1.9 X 3.1	11		
FAMA59	Propulsion Energy Identification Electric ISO 17840-4 [NFPA]	Each side of cab and rear of vehicle	4.2 X 5.7			None
FAMA60	Propulsion Energy Identification Hybrid Electric ISO 17840-4 [NFPA]	Each side of cab and rear of vehicle	4.2 X 5.7			None

FAMA TC010 - Product Safety Signs for Automotive Fire Apparatus

Ref Number	Hazard	Location	Size (in.)	Font Size	ANSI Version	ISO Version
<b>FAMA61</b>	Propulsion Energy Identification Diesel ISO 17840-4	Each side of cab and rear of vehicle	4.2 X 5.7			None
<b>FAMA62</b>	Auto Starting Engine Feature	Visible to Driver	1.9 X 3.1	14		
<b>FAMA63</b>	Turbocharger Damage	Visible to Driver	0.5 X 1.75	8		None
<b>FAMA64</b>	Hose Burst	Near each LDH discharge that is located near a position from which the pump operator can control the pumping functions.	1.9 X 3.1	12		
<b>FAMA65</b>	Light Tower Power Line	Visible to the operator at the light tower controls.	3.0 X 5.0	10		

## 7 REVISIONS

Date	Safety Sign	Description of Change
09/19/2013	FAMA30	Changed term from “jacks” to “stabilizers”. Added second pictograph panel for staying away from hazard. Changes made at the request of NFPA 1901/1906 Aerial Task Group.
09/19/2013	FAMA39	...daily, frequent, and annual inspections <u>and maintenance</u> . Change made at the request of NFPA 1901/1906 Aerial Task Group.
02/11/2014	FAMA13	Changed the graphics for consistency with W09 and J14 from SAE J2402. Increased font size from 8 to 10.
02/11/2014	FAMA16	Added deployable step symbol 2572 from ISO 7000. Increased font size
02/11/2014	FAMA40	Revised the image of the hook to be consistent with typical safety harness
02/11/2014	ISO Symbols	Added ISO text-free safety signs FAMA04G, FAMA06G, FAMA08G, FAMA09G, FAMA10G, FAMA11G, FAMA12G, FAMA13G, FAMA14G, FAMA16G, FAMA17G, FAMA19G, FAMA20G, FAMA21G, FAMA28G, FAMA36G, FAMA39G, FAMA40G,
10/03/2014	FAMA44, 45	New NFPA 1906 Pump and Roll Fire Fighting Position signs.
10/03/2014	FAMA46	New pinch and crush warning sign for aerial device turntable position.
10/03/2014	FAMA47	New aerial primary operator attention required warning
04/07/2016	FAMA25	Added reference to NFPA 1962
04/07/2016	Table	Updated text and table to reflect changes due to the 2016 editions of NFPA 1901 and 1906
05/30/2017	FAMA 48, 49, 50	New signs added.
05/30/2017	Color Chart	Added standard colors chart in paragraph 4.12 for reference
04/17/2019	FAMA51, 52	New signs added.
10/17/2019	FAMA53 - 55	New signs added.
02/01/2022	FAMA56-63	New Signs added
01/03/2023	ALL	Updated to indicate which safety signs are required by the 2024 edition of NFPA 1900
03/5/2025	FAMA64-65	New Signs added
07/31/2025	FAMA25, 39	Updated NFPA references to new consolidated standards